FCC STATEMENT

This device complies with Part 15 of the FCC Rules. Operation is subject to the following two conditions: (1) This device may not cause harmful interference, and (2) this device must accept any interference received, including interference that may cause undesired operation.

NOTE: This equipment has been tested and found to comply with the limits for a Class B digital device, pursuant to Part 15 of the FCC Rules. These limits are designed to provide reasonable protection against harmful interference in a residential installation. This equipment generates, uses and can radiate radio frequency energy, and, if not installed and used in accordance with the instructions, may cause harmful interference to radio communications. However, there is no guarantee that interference will not occur in a particular installation. If this equipment does cause harmful interference to radio or television reception, which can be determined by turning the equipment off and on, the user is encouraged to try to correct the interference by one or more of the following measures:

- Reorient or relocate the receiving antenna.
- Increase the separation between the equipment and receiver.
- Consult the dealer or an experienced radio/TV technician for help.

CAUTION: Changes or modifications to this unit not expressly approved by the party responsible for compliance could void the user's authority to operate the equipment.

NOTE TO UK CONSUMERS: This product and its batteries must be disposed of separately at your local waste recycling centre. Do not dispose of in your household waste bin.

© 2012 Hasbro. All Rights Reserved.
TM & ® denote U.S. Trademarks.
A1204 Asst. PN 7274160000

Visit PLAYSKOOL.com

Questions? Call 1-800-PLAYSKL

PLAYSKOOL

Play Favorites

AGES birth+

x3 1.5VAA ALKALINE BATTERIES REQUIRED
DEMO BATTERIES INCLUDED

Lullaby Gloworm™

TO USE:

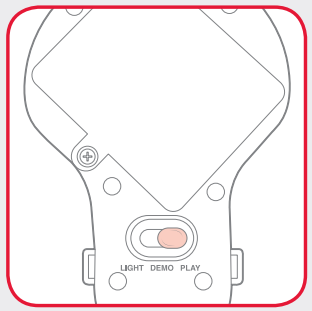

NOTE: This product is shipped in Short-play (DEMO) mode. Open seam on back and slide switch to PLAY or LIGHT position for full use at home. If GLOWORM toy electronics accidentally halt, remove batteries for 10 seconds to reset the electronics. Follow "To Replace Batteries" instructions for information about removing and replacing batteries.

PLAY FEATURES:

Your child's LULLABY GLOWORM friend may ease the transition to bedtime with a friendly, glowing face and soothing lullaby songs.

3 Modes!

1. **Short-play:** Slide switch to DEMO position. Gently press the patch on your lovable friend for a glowing light while it plays one song.
2. **Long-play:** Slide switch to PLAY position. Each time your GLOWORM friend is squeezed, he will play through 6 different lullabies and glow. Music will continue to play and he will glow for 10 minutes.
3. **Glow only:** For quiet time, slide switch to LIGHT position so that your GLOWORM friend can light up for 10 minutes without making a sound.

Note: Press the patch again while music and/or light is on to turn music and/or light off.

WASHING INSTRUCTIONS

(DO NOT WASH TOY WITH ELECTRONIC UNIT INSIDE!)

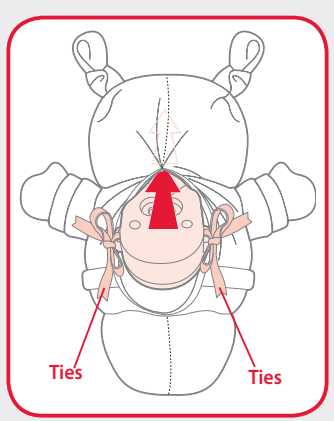

Open back, untie laces and remove electronic unit. Place the toy in a pillowcase and tie end closed. Machine wash in cold water, gentle cycle, mild detergent, NO BLEACH. Tumble dry in pillowcase on low heat setting. After the toy is dry, distribute filling evenly throughout body. (During washing, filling may bunch up.) Place electronic unit in the toy with the bulb toward the face and the activation button facing forward. Fit lace through tab on each side of unit and tie to other lace. Close seam.

TO REPLACE BATTERIES:

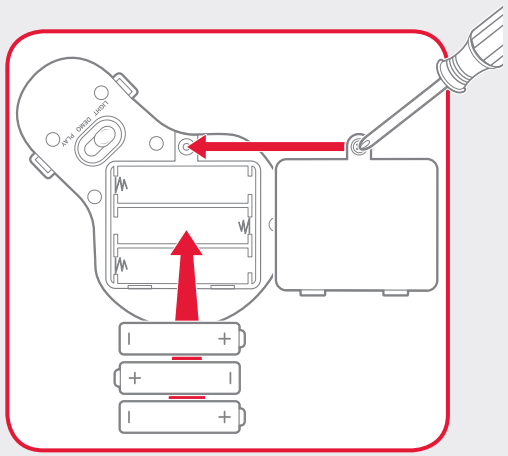

Open seam on back to access electronic unit. Untie and remove the electronic unit from the back of the toy. Using a Phillips/ cross head screwdriver, loosen screw in battery cover (screw will remain attached to cover). Remove demo batteries and insert 3 fresh 1.5V AA alkaline batteries into battery compartment. Replace cover, tighten screw and put electronic unit back inside with the light and button facing forward. Tie unit into place and close seam to conceal electronic unit.

IMPORTANT: BATTERY INFORMATION

⚠ CAUTION:

1. TO AVOID BATTERY LEAKAGE
   a. Always follow the instructions carefully. Use only batteries specified and be sure to insert them correctly by matching the + and – polarity markings.
   b. Do not mix old batteries and new batteries or standard (carbon-zinc) with alkaline batteries.
   c. Remove exhausted or dead batteries from the product.
   d. Remove batteries if product is not to be played with for a long time.
   e. Do not short-circuit the supply terminals.
   f. RECHARGEABLE BATTERIES: Do not mix these with any other types of batteries. Always remove from the product before recharging. Recharge batteries under adult supervision. DO NOT RECHARGE OTHER TYPES OF BATTERIES.
2. Should this product cause, or be affected by, local electrical interference, move it away from other electrical equipment. Reset (switching off and back on again or removing and re-inserting batteries) if necessary.