

AGES 3+

NETFLIX SUPER MONSTERS

FCC STATEMENT:


This device complies with Part 15 of the FCC Rules. Operation is subject to the following two conditions: (1) This device may not cause harmful interference, and (2) this device must accept any interference received, including interference that may cause undesired operation.

NOTE: This equipment has been tested and found to comply with the limits for a Class B digital device, pursuant to Part 15 of the FCC Rules. These limits are designed to provide reasonable protection against harmful interference in a residential installation. This equipment generates, uses and can radiate radio frequency energy, and, if not installed and used in accordance with the instructions, may cause harmful interference to radio communications. However, there is no guarantee that interference will not occur in a particular installation. If this equipment does cause harmful interference to radio or television reception, which can be determined by turning the equipment off and on, the user is encouraged to try to correct the interference by one or more of the following measures:

- Reorient or relocate the receiving antenna.
- Increase the separation between the equipment and the receiver.
- Consult the dealer or an experienced radio/TV technician for help.

CAUTION: Changes or modifications to this unit not expressly approved by the party responsible for compliance could void the user's authority to operate the equipment.

CAN ICES-3 (B) / NMB-3 (B)



**Katya Spelling
Magic Wand**



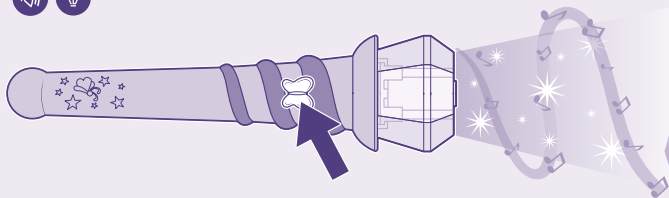
© NETFLIX © 2018 Hasbro, Pawtucket, RI 02861-1059 USA.
All Rights Reserved. TM & © denote U.S. Trademarks.
US/CANADA TEL. 1-800-255-5516.
E5222 PN00028963

PLAYSKOOL


NETFLIX
OFFICIAL MERCHANDISE
©NETFLIX



PRESS FOR LIGHTS & MUSIC



WAVE WAND FOR SOUND EFFECTS



SLEEP MODE:

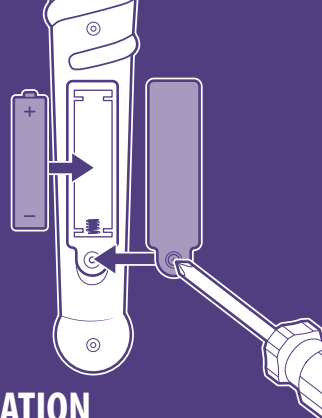
After 15 seconds of inactivity, the wand will enter sleep mode. To reactivate, press the butterfly switch on the wand's handle.



TO REPLACE BATTERY

1X 1.5V AA ALKALINE BATTERY

Replace demo battery with alkaline battery. Use a Phillips / cross head screwdriver (not included).



IMPORTANT: BATTERY INFORMATION



CAUTION:

1. TO AVOID BATTERY LEAKAGE
 - a. Always follow the instructions carefully. Use only batteries specified and be sure to insert them correctly by matching the + and - polarity markings.
 - b. Do not mix old batteries and new batteries or standard (carbon-zinc) with alkaline batteries.
 - c. Remove exhausted or dead batteries from the product.
 - d. Remove batteries if product is not to be played with for a long time.
 - e. Do not short-circuit the supply terminals.
 - f. RECHARGEABLE BATTERIES: Do not mix these with any other types of batteries. Always remove from the product before recharging. Recharge batteries under adult supervision. DO NOT RECHARGE OTHER TYPES OF BATTERIES.
2. Should this product cause, or be affected by, local electrical interference, move it away from other electrical equipment. Reset (switching off and back on again or removing and re-inserting batteries) if necessary.