PARENTS:
AvalonHill.com

AXIS AND ALLIES, AVALON HILL and HASBRO and all related trademarks and logos are trademarks of Hasbro, Inc.
© 2021 Hasbro.

Hasbro, Pawtucket, RI 02861-1059 USA. Retain this information for future reference.

Manufactured by: Hasbro SA, Rue Emile-Boéchat 31, 2800 Delémont, CH. Represented by: Hasbro, De Entree 240, 1101 EE Amsterdam, NL. Hasbro UK Ltd., P.O. Box 43, Newport, NP19 4YH, UK. Tel.: 00800 22427276. consumer_affairs@hasbro.co.uk

Consumer contact:
US/Canada: Hasbro Games, Consumer Affairs Dept., P.O. Box 200, Pawtucket, RI 02861-1059 USA. TEL: 1-800-255-5516.

Australia consumer service: https://consumercare.hasbro.com/en-au
New Zealand consumer service: https://consumercare.hasbro.com/en-nz

Axis & Allies

12+

F3153

2-5

Axis & Allies

RULEBOOK

EUROPE 1940

SECOND EDITION

10.875" x 16.75" flat sheet folded to 10.875" x 8.375" 4C2S

DESIGNER'S NOTES

Why 1940? That was my first question to Brian Hart, then **Avalon Hill** brand manager, as he began to tell me about this idea he had. I had doubts and lots of questions. 1940! What an interesting time to begin an **Axis & Allies** game. Historically, the sides hadn't even been drawn up yet. When we think of the "Allies" in the context of World War II, we think of the United States and the Soviet Union as being at the top of the list. If we do a game that starts in 1940, we'll have to start it with neither the Soviet Union nor the United States as members of the alliance, or even at war for that matter!

From a game design point of view, I'd have to bridge some spans of history. Spring 1940 through December 7, 1941, represented a year and a half. I wanted certain historic milestones to occur in the game and they had to occur in their proper order. I quickly decided that the game would have to start with the Battle of France. France had to fall, and fast. The problem was, France was no small, token nation, and its military was first class. In June 1940, the British and other remnants of the Allied armies had just evacuated Dunkirk, leaving behind tons of equipment. I decided to begin the game at that moment.

The French and British units that didn't evacuate and that still remained between the German army and Paris would have to be represented on the board. Germany would have the option of attacking this remaining Allied force. I gave the German forces something that historically made all the difference to them and contributed to their success. I gave them their Stuka dive bombers! On turn 1, Germany will blitz into France! With the fall of France, the possibility of Operation Sea Lion—Germany's plan to invade England—had to present itself. If it's going to happen, it has to start on turn 2. The Brits can't be given time to recover. Turn 3 was when Pearl Harbor would have to occur, but not before Operation Barbarossa—Germany's invasion of the Soviet Union. This would be especially true if Sea Lion was called off.

When France falls, it will mark the defeat of the Allied armies in all of continental Europe. Still, this is not the end of the game, but it's the end of the beginning. The only remaining democracy, Great Britain, will find itself standing alone. The Japanese attack on the United States at Pearl Harbor will unite the two English-speaking powers under a common cause. The Regia Marina (Royal Italian Navy) dominates the Mediterranean and finds itself in a good position to totally control that entire sea. Italy is a powerhouse and plays a vital role in the Axis efforts. North Africa becomes a battlefield as British and Italian land, sea, and air units once again struggle for control of strategically important Egypt. In the East, the Soviet Union, with its recent signing of a nonaggression pact with Germany, finds itself invading its neighbors in Eastern Europe.

The stage is set, and the political situations are confusing, as they often are. It's up to you to guide your power through this maze. If and when all these historic events actually occur during the game depends on you and the other players. You have the chance to rewrite history.

This is the biggest, most in-depth **Axis & Allies** game ever designed and published. This game and its sister game, **Axis & Allies** *Pacific 1940*, are about to introduce you to some new challenges and, I hope, some great times. This will be especially true if you combine the two games. The first time I saw these two games together, with all the pieces set up, I lost my breath for a moment.

I'd like to thank my playtesters. They are people like you—they love the game and that's why they volunteered their many hours. All they asked in exchange was that the game be good. I hope you allow me to pay them in that currency.

—Larry Harris

TABLE OF CONTENTS

Game Components 4
Summary of Play 6
How the War is Won 6
Setup 6
The Political Situation 9
Order of Play 12
1. Purchase & Repair Units 12
2. Combat Move 12
3. Conduct Combat 16
4. Noncombat Move 22
5. Mobilize New Units 23
6. Collect Income 23
Winning the Game 26
Unit Profiles 27
Global Rules 34
Axis & Allies Game Piece Directory 42

CREDITS

Game Design: Larry Harris
Game Development: Kevin Chapman and Mons Johnson
Rulebook Development: Larry Harris and Kevin Chapman
Additional Playtesting: Jeffrey Auer, Eric Christoff, Mike Davis, Martin Frick, Randy Heath, Dan Kersey, Gregory Smorey, Kelly Thye, and Craig Yope
Editing: Kevin Chapman and Jennifer Clarke Wilkes

Art Direction: Ryan Sansaver
Cover Illustration: Jim Butcher
Graphic Design: Leon Cortez
Cartography: Todd Gamble
Photography: Allison Shinkle
Brand Management: Chris Lindsay, Liz Schuh and Brian Hart
Project Management: Neil Shinkle
Production Management: Godot Gutierre

Thanks to all of our project team members and the many others too numerous to mention who have contributed to this product.

10.875" x 16.75" flat sheet folded to 10.875" x 8.375" 4C2S
F3153UU00_Axis_Allies_Europe_1940_I.indd 2-3
1/12/21 11:32 PM

GAME COMPONENTS

Game Boards and Storage Boxes
1 Game Board
5 National Storage Boxes

Game Charts/Aids
1 Research & Development Chart
1 Battle/Casualty Strip

Markers and Tokens
100 National Control Markers
16 Naval Base Markers
14 Air Base Markers
22 Industrial Complex Markers
(10 Major & 12 Minor)

Dice and Plastic Chips
55 Gray Chips
15 Green Chips
10 Red Chips
6 Dice

Plastic Miniatures
610 Total

10.875" x 16.75" flat sheet folded to 10.875" x 8.375" 4C2S
F3153UU00_Axis_Allies_Europe_1940_I.indd 4-5
1/12/21 11:32 PM

It is spring 1940. Since the invasion of Poland nine months earlier, the United Kingdom and France have been at war with Germany. The Soviet Union and Germany have signed a secret protocol splitting Eastern Europe between them. In November of that year, the Soviets, using some false pretext, attacked Finland. The Russians didn't fare well in this war. 200,000 Finns managed to hold up a Soviet army of 1,000,000 troops. Eventually, the Finns had to sue for peace and several disputed territories were annexed by the Soviets.

The weakness and humiliating defeats suffered by the Red Army didn't go unnoticed by the watching eyes of Nazi Germany. Before long, these two great powers would be caught up in a life-and-death struggle for their very existence. Before that day, however, the rest of Europe had to be dealt with. First, Norway and Denmark were invaded. Then, with an objective of nothing less than the total destruction of the British and French armies in northern France, Belgium and Holland were quickly overrun. Outflanking the Maginot line, to the great surprise of the Allied armies, the German army poured into the Low Countries. The Allied Expeditionary Force soon found its back to the sea and was forced to evacuate. During Operation Dynamo, the Allies, being forced into an ever-shrinking perimeter, made a desperate withdrawal from Dunkirk. More than 300,000 Allied troops evacuated back to England. However, much of the BEF's equipment had been lost or left back on the beaches of Europe.

During those desperate days, more than half of the French armor had been lost in Belgium. Now, with what was left and supplemented by some remaining Allied units, France is facing not only a larger German army, but an army whose tactics and way of conducting war are all too new and too effective. It's at this point that you take command of one or more of the major powers and rewrite history. As an Allies player, can you stop this Axis momentum? As an Axis player, can you defeat France and/or Britain? Can you defeat the bear in the East? How are you going to deal with the awakening giant, the arsenal of democracy, the United States? Your task will not be easy, but world domination never is.

SUMMARY OF PLAY

Axis & Allies *Europe 1940* can be played by up to five players. The game depicts a two-sided conflict, so if you have more than two players, split them up into the Axis side and the Allied side.

The Allied powers include the United States, United Kingdom, France, and the Soviet Union. The Axis powers are represented by Germany and Italy. Each player controls at least one world power. Some will control more than one power.

Each turn you take for a power, you choose which units to build for that power. Then you move your attacking units into hostile spaces and resolve those attacks using dice rolls.

After combat, you can make noncombat moves with your units that didn't take part in combat that turn. Finally, you place the units you purchased at the beginning of your turn and then collect your income for the turn, including income gained from any newly conquered territories.

HOW THE WAR IS WON

On your turn, you build, deploy, maneuver, and command army divisions, air wings, and naval fleets to loosen your foes' hold on their territories. On your opponents' turns, they will bring their forces against you. The more territories you hold, the more weapons you can build—and the more powerful those weapons can be.

On the map are eleven victory cities crucial to the war effort. The Allies begin the game controlling Ottawa, Washington, London, Paris, Cairo, Leningrad, Moscow, and Stalingrad. The Axis powers begin the game controlling Berlin, Rome, and Warsaw.

Axis Victory

The Axis powers win the game by controlling any 8 victory cities for a complete round of play (ending with the next turn of the Axis power that captured the eighth city), as long as they control an Axis capital (Berlin or Rome) at the end of that round.

Allied Victory

The Allied powers win the game by controlling Berlin and Rome for a complete round of play (ending with the next turn of the Allied power that captured the second capital), as long as they control an Allied capital (Washington, London, Paris, or Moscow) at the end of that round.

SETUP

One or more players take the side of the Allies, and one or more players take the side of the Axis. Each player controls one or more world powers. If a player controls more than one power, those powers must all be on the same side.

If you control more than one power, keep track of those powers' income and units separately. You can conduct operations for only one power at a time.

Once you have decided who will play which power(s), prepare the game for play.

Game Board/National Production Chart

The game board is a map of the western hemisphere, circa 1940. It's divided into spaces, either territories (on land) or sea zones, which are separated by border lines.

The national production chart tracks each power's production level (income) during the game. The level is based on the combined Industrial Production Credit (IPC) values of each territory a power controls. Place one of your power's control markers on the number on the chart that matches your power's starting IPC income (as shown on the chart below). This is the power's starting national production level. Each player should keep track of his or her power's production level separately.

Setup Charts

Take the setup chart for your power, located on the box top of the storage tray. It shows the name of the power, its units' color, and its emblem. It also lists the starting numbers and locations of that power's units on the game board.

Combat Forces

Take the plastic pieces that represent your power's combat units. Each power is color coded as shown in the following chart, which also shows the power's starting income level and treasury in Industrial Production Credits (see below). Place all of your power's starting units on the game board as listed on your power's setup chart.

Power	Starting Income	Color
Germany	30	Gray
Soviet Union	28	Maroon
United States	35	Green
United Kingdom	29	Tan
Italy	10	Brown
France	17	Blue

Plastic Chips

Use the chips to save space in overcrowded territories and sea zones. Gray chips represent 1 combat unit each, green chips represent 3 units each, and red chips represent 5 units each. For example, if you wanted to place 10 infantry on a space, you would stack up 1 red chip, 1 green chip, 1 gray chip, and 1 infantry unit on top. (If you don't have enough pieces to top off all your stacks, use any identifying item, such as a piece of paper with the unit type written on it.) The number of stacks is not limited by the number of plastic pieces available.

National Control Markers

National control markers indicate status in the game. They mark conquered territories and indicate national production levels. Take all of the national control markers that feature the emblem of your power.

Industrial Production Credits

These units are the money of the game, representing capacity for military production. The amounts shown in the chart above represent each power's beginning national production level. Each power also starts the game with that many IPCs in its treasury to spend on its first turn. During the game, each power will spend IPCs, on new units for example, and collect more IPCs as income from territories that it controls. Have one player act as a banker and track each power's current IPC treasury using the IPC Tracking Chart on page 41, or some other means agreed upon by your group.

Battle Strip, Casualty Strip, and Dice

The battle strip is a card with columns that list attacking and defending units and their combat strengths. When combat occurs, the players involved place their units on both sides of the battle strip. Combat is resolved by rolling dice. Casualties are designated by being moved behind the casualty strip.

Research & Development Chart

The Research & Development Chart is used for an optional rule when combining this game with **Axis & Allies** *Pacific 1940* (see "Global Rules," page 34). If you're playing the combined games, whenever you develop a new technology, place one of your power's control markers inside the appropriate advancement box on the chart.

10.875" x 16.75" flat sheet folded to 10.875" x 8.375" 4C2S
F3153UU00_Axis_Allies_Europe_1940_I.indd 6-7
1/12/21 11:32 PM

Spaces On The Game Board

Territories

The border colors of the territories on the game board show which power controls them at the start of the game. Each power has its own color and emblem (the United Kingdom controls the Canadian territories in addition to those with its own emblem). When the rules refer to the "original controller" of a territory, they mean the power whose emblem is printed on the territory. All other spaces are neutral and are not aligned with any power.

Most territories have an income value ranging from 1 to 20. This is the number of IPCs the territory produces each turn for its controller. A few territories, such as Iceland, have no income value.

Units can move between adjacent spaces (those that share a common border). Spaces that meet only at a point (such as United Kingdom and sea zone 111) are not adjacent to one another, as they do not share a common border.

All territories exist in one of three conditions:

Friendly: Controlled by you or a friendly power.
Hostile: Controlled by a power with which you are at war.
Neutral: Not controlled by any power, or controlled by a power on the other side with which you are not yet at war (see "The Political Situation," page 9). Neutral territories, such as Switzerland, have white borders and do not have any power's emblem on them. Most such territories also have a unit silhouette with a number, which indicates how many infantry units the territory will generate to defend itself when its neutrality is violated. The Sahara Desert and Pripet Marshes are impassable and may not be moved into or through by any units.

Sea Zones

Sea zones are either friendly or hostile. Friendly sea zones contain no surface warships (this doesn't include submarines and transports) belonging to a power with which you are at war. Hostile sea zones contain surface warships belonging to a power with which you are at war. (The presence of a surface warship belonging to an enemy power with which you are not yet at war doesn't make a sea zone hostile.)

Note: The Caspian Sea (surrounded by Caucasus, Kazakhstan, Turkmenistan, Eastern Persia, Persia, and Northwest Persia) is considered to be a sea zone, even though it does not have a number.

Example: *An island territory.*

Islands

An island or island group is a single territory surrounded entirely by one or more sea zones. A sea zone can contain more than one island or island group, but each one is considered one territory. Each territory has a separate name and emblem on it. It's not possible to split up land-based units so that they are on different islands in the same group.

For example, Sardinia and Sicily are both located in sea zone 95. These named islands can each have independent land-based units. However, West Indies, located in sea zone 89, is an island group (one territory), so any land units there are all together, not on separate islands. Islands that have no name label, such as the one in sea zone 114, are not game spaces and may not have units moved onto them.

Example: *The Panama Canal.*

Canals and Narrow Straits

Canals and narrow straits are geographical features that can help or hinder sea movement, depending upon who controls them. Canals are artificial waterways that connect two larger bodies of water, while narrow straits are natural passages that do the same. In either case, control of the land territories surrounding these features gives the controlling power and its allies the ability to travel through them while denying access to enemy powers.

There are two canals on the game board. The Panama Canal connects the Pacific Ocean to the Caribbean Sea (sea zones 64 and 89), while the Suez Canal connects the Red Sea to the Mediterranean Sea (sea zones 81 and 98). A canal is not considered a space, so it doesn't block land movement. Land units can move freely between Trans-Jordan and Egypt. Central America, containing the Panama Canal, is one territory, so no land movement is required to cross the canal within Central America.

Example: *The Danish Straits.*

There are three narrow straits on the game board. The Turkish Straits connect the Mediterranean and Black Seas (sea zones 99 and 100), the Strait of Gibraltar connects the Atlantic Ocean to the Mediterranean Sea (sea zones 91 and 92), and the Danish Straits connect the North and Baltic Seas (sea zones 112 and 113). Most narrow straits can't be crossed by land units without the use of transport ships. However, Turkey is one territory that contains a narrow strait within it, so no land movement or transport ships are required to cross the straits within Turkey.

If your side (but not necessarily your power) controlled a canal or narrow strait at the start of your turn, you may move sea units through it (you can't use it in the same turn that you capture it). If a canal or narrow strait is controlled by a power not on your side, but with which you are not yet at war, you must ask permission to use it, which may be denied. You can't move sea units through a canal or narrow strait that is controlled by a neutral territory or by a power with which you are at war.

In order to control a canal or narrow strait, you must control its controlling land territory or territories. They are as follows:

Canal/Narrow Straits	Controlling Territories
Suez Canal	Egypt and Trans-Jordan
Panama Canal	Central America
Turkish Straits	Turkey
Strait of Gibraltar	Gibraltar
Danish Straits	Denmark

If there is only one controlling territory, the power that controls it controls the canal or strait. If there are two controlling territories, the side that controls both of them controls the canal or strait. If one side controls one territory and the other controls the other, the canal or strait is closed to all sea units. Turkey begins the game as a neutral territory, so neither side may move through the Turkish Straits until Turkey is captured.

Exception: Submarines of any power may pass through the Strait of Gibraltar regardless of which power controls it.

The movement of air units is completely unaffected by canals and straits, whether they are moving over land or sea. They can pass between sea zones connected by the canal or strait regardless of which side controls it.

THE POLITICAL SITUATION

As the game begins, only France and the United Kingdom are at war with Germany and Italy. The two other great powers—the United States and the Soviet Union—are not yet at war with the Axis powers. Many other countries also tried to remain neutral, but as the war became global, many of them were forced to join one side or the other. The following rules reflect the growth and development of these historical events from 1940 on.

Germany

At the beginning of the game, Germany is at war with France and the United Kingdom. With Germany positioned in Holland/Belgium and poised to attack France, what remains of the proud French army and some assorted Allied units are all that stand between it and Paris. If and when France falls, Germany will have to decide on its next conquest. Will it be Operation Sea Lion (the invasion of Great Britain) or will it be Operation Barbarossa (the invasion of the Soviet Union)? With the bulk of its army and air force in Belgium, Germany finds itself in no position to attack the Soviet Union, at least for the moment.

Germany may declare war on the United States or the Soviet Union at the beginning of the Combat Move phase of any of its turns. A state of war between Germany and the Soviet Union will not affect relations between Germany and the United States, and vice versa.

The Soviet Union

The Soviet Union begins the game at war with no one. The country is just recovering from Stalin's deep purge of its military officer corps, which has shaken the Red Army to its very core. Combine this with its recent military disaster in Finland, and we find the Soviet Union more than happy to enter into a secret agreement with Germany. This secret agreement, known as the Molotov-Ribbentrop pact, assures that the Soviet Union will remain neutral should Germany go to war in Europe. It also permits each power to expand its sphere of influence in Eastern Europe without interference from the other. As a result, the Soviet Union may not declare war on any Axis power before its fourth turn unless an Axis power declares war on it first. However, if London is captured by an Axis power, the Soviet Union may declare war on its following turn.

The United States

The United States begins the game at war with no one. America, separated from the conflict by two great oceans, is particularly anxious to not once again get involved in another European war only twenty-some years after the last one. At this point, Americans don't feel that these events concern them. With its military standing ranked no higher than 12th or 14th in the world, and with a serious isolationist mood in the country, only with the

10.875" x 16.75" flat sheet folded to 10.875" x 8.375" 4C2S
F3153UU00_Axis_Allies_Europe_1940_I.indd 8-9
1/12/21 11:32 PM

outrage felt by its people at a sudden and deliberate attack by an Axis power will the United States end its neutrality and go to war. While it remains neutral, in addition to the normal restrictions (see "Powers Not at War with One Another," page 15), the United States may end the movement of its sea units only in sea zones that are adjacent to US territories, with one exception: US warships (not transports) may also conduct long-range patrols into sea zone 102.

The United States may not declare war on any Axis power unless an Axis power either declares war on it first or captures London or any territory in North America, after which it may declare war on any or all Axis powers on its following turn. However, on turn 3, Japan will awaken the sleeping giant at Pearl Harbor, and the United States may declare war on any or all Axis powers at the beginning of the Collect Income phase of that turn if it has not done so already. This is an exception to the rules for declaring war (see "Declaring War," page 12), which may normally be done only at the beginning of the Combat Move phase.

The United Kingdom

The United Kingdom is at war with Germany and Italy. With the anticipated fall of France, the United Kingdom will find itself standing alone against the Axis. As the game begins, Great Britain has barely completed the evacuation of its own as well as Allied forces from Dunkirk. An invasion of the United Kingdom looms as a real possibility. The Battle of Britain is about to commence. Only after the United States and the Soviet Union enter the war on turns 3 and 4, respectively (or sooner if the Axis attacks them), will the United Kingdom have help in facing the Axis menace. In the meantime, the United Kingdom will once again have to persevere.

Italy

At the beginning of the game, Italy is at war with France and the United Kingdom. Fascist Italy, allied with its Axis partner Germany, hopes to fulfill its dreams of greatness and revive what was once the glory of Rome. To do this, it seeks to expand deeper into Africa and/or perhaps gain complete dominance of the Mediterranean.

Italy may declare war on the United States or the Soviet Union at the beginning of the Combat Move phase of any of its turns. A state of war between Italy and the Soviet Union will not affect relations between Italy and the United States, and vice versa.

France

France is at war with Germany and Italy. Confronted by a new type of warfare, Blitzkrieg, France's armies will eventually be destroyed. How many German and Italian units it can take with it becomes the question. Either the United States or United Kingdom player will control France and its military units. This selected player will manage all the events related to France that occur during any power's turn. France will be managed as a separately controlled power, including the French IPC economy. This game doesn't deal with the German installment of the Vichy government in France. All French units, after the fall of France, will continue to be controlled by the player that was selected to control France (US or UK).

If and when the territory France is liberated by the Allies, the player controlling France immediately places his or her choice of up to 12 IPCs' worth of any French units on the France territory for free. This can happen only once per game.

Neutral Territories

In 1940, many countries, including the United States, tried to remain neutral. As the war became truly global, many neutrals were forced to join one side or the other. There are three types of neutral territories in this game: pro-Allies, pro-Axis, and strict neutral (non-aligned).

Many neutral territories have their own standing army. This force is shown on the map in the form of an infantry silhouette with a number next to it. These numbers indicate the number of infantry units that will be placed on the map if and when the territory's neutrality is compromised. These units are placed free of charge.

An important concept to understand is the difference between a neutral *territory* and a neutral *power*. There are only six powers in the game (Germany, the Soviet Union, the United States, the United Kingdom, Italy, and France). While some of these powers begin the game neutral, neutral territories begin the game not being controlled by any power. Each neutral territory is treated as a separate entity. Neutral territories are not linked as countries in any way. For example, an Axis invasion of Northwest Persia will not activate Persia's standing army or change its political status. Unlike powers, war is never declared on neutral territories—they are simply attacked.

Friendly Neutrals

Friendly neutrals are neutral territories that are sympathetic to your alliance. For example, on the map Bulgaria and Iraq are shown as being pro-Axis. These territories would be friendly neutrals to both Germany and Italy. A pro-Allies neutral would be considered a friendly neutral to the United States, United Kingdom, Soviet Union, and France.

Friendly neutrals may not be attacked, and air units may not fly over them. They can be moved into (but not through) as a noncombat move by land units of a power that is at war (see "Noncombat Move," page 22). This moves the territory out of its neutral status at the end of the Noncombat Move phase, however. The first friendly power to do so places its national control marker on the former friendly neutral territory, and its national production level is adjusted upward by the value of the territory. With the territory's loss of neutrality in this way, its standing army is immediately activated. The units placed belong to the power that now controls the formerly neutral territory, and may be used freely beginning on that power's next turn.

Example: *Yugoslavia is a friendly neutral for the Allies and an unfriendly neutral for the Axis.*

Unfriendly Neutrals

Neutrals that are friendly to the side opposing your side are said to be unfriendly neutrals. For example, Germany will have to fight its way into Yugoslavia, which is a pro-Allies neutral territory.

Moving into an unfriendly neutral is considered a combat move and any combat must be resolved during the Conduct Combat phase (see "Combat Move," page 12). Before the neutral territory can be taken control of by the invading power, all of the neutral's standing army units must be eliminated. Air units can't fly over an unfriendly neutral unless they are attacking it.

When a neutral territory is invaded, it's no longer considered neutral and immediately becomes part of the alliance opposing the power that attacked it. For example, if Germany attacked Yugoslavia, Yugoslavia would join the Allies. Also, its standing army units are immediately placed in it. Choose any power from among those on the side that the territory has joined, and use that power's infantry units to represent these forces. The player that controls the chosen power will control the territory's units for the duration of the battle. This player places the territory's units on the board and manages them when they conduct combat. Don't mix or confuse the territory's units with the units of another power, including the power managing the territory's pieces on the board.

Capturing an unfriendly neutral gives the capturing player the IPC income of the territory. The invading power places its national control marker on the territory, and its national production level is adjusted upward by the value of the captured territory.

If the attack upon the formerly neutral territory is unsuccessful (the territory is not captured), any remaining defending units stay in the territory but can't move. The territory remains uncontrolled (place a national control marker on it face down to indicate its new status) but is considered friendly to powers on the side it's now allied with. Units belonging to those powers can move into it and take control of it and its remaining units in the same way as if it were a friendly neutral.

Strict Neutrals

Sweden, Turkey, and Switzerland are examples of strict neutrals. They have no particular leaning toward one side or the other. These neutrals can be controlled only by invading them. Strict neutrals are treated in exactly the same way as unfriendly neutrals, with one exception. An attack by either alliance on a strict neutral territory (whether successful or not) will result in all remaining strict neutrals immediately becoming pro-Allies or pro-Axis, depending on who violated

Example: *Sweden starts the game as a strict neutral territory.*

the strict neutral's neutrality. For example, if Germany attacks Sweden, all the other strict neutrals on the map would take on a pro-Allies status for all purposes.

Once any formerly neutral territory becomes controlled by a major power, the rules regarding neutral territories no longer apply to it. It's treated like any other territory, with the exception that it has no "original" controller (even if it was initially biased toward one side or the other). In other words, it may only be captured, never liberated (see "Liberating a Territory," page 21), and a major industrial complex may never be built in it (see "Industrial Complexes," page 27).

10.875" x 16.75" flat sheet folded to 10.875" x 8.375" 4C2S
F3153UU00_Axis_Allies_Europe_1940_I.indd 10-11
1/12/21 11:32 PM

ORDER OF PLAY

Axis & Allies is played in rounds. A round consists of each power taking a turn.

Order of Play

1. Germany
2. Soviet Union
3. United States
4. United Kingdom
5. Italy
6. France (controlled by an Allied player)

Your power's turn consists of six phases, which take place in a fixed sequence. You must collect income if you can, but all other parts of the turn sequence are voluntary.

When you finish the Collect Income phase, your turn is over. Play then passes to the next power.

Turn Sequence

1. Purchase and Repair Units
2. Combat Move (Powers at War Only)
3. Conduct Combat (Powers at War Only)
4. Noncombat Move
5. Mobilize New Units
6. Collect Income

Phase 1: Purchase and Repair Units

In this phase, you may spend IPCs for additional units to be used in future turns. All the units listed in the mobilization zone on the game board are available for purchase.

Purchase Units Sequence

1. Order units
2. Pay for units and repair damaged units and facilities
3. Place units in mobilization zone

Step 1: Order Units

You may buy as many units of any type as you can afford. Select all the units you wish to buy. You don't have to spend all of your IPCs.

Step 2: Pay for Units and Repair Damaged Units and Facilities

Pay IPCs to the bank equal to the total cost of the units (by having the banker adjust the number of IPCs in your power's treasury).

You can also pay to remove damage from facilities. Facilities are industrial complexes, air bases, and naval bases. Each point of damage costs 1 IPC to remove. Repairs take effect immediately, and the controlling player can use repaired facilities during the rest of this turn.

Your capital ships (carriers and battleships) in sea zones serviced by operative friendly naval bases (including those repaired in this turn) are also repaired at this time. There is no IPC cost to repair these ships.

Step 3: Place Units in the Mobilization Zone

Place the purchased units in the mobilization zone (on the game board). You can't use these units right away, but you will deploy them later in the turn.

Declaring War

If there are no restrictions currently keeping you from being at war with a power on the other side (see "The Political Situation," page 9), you may declare war on that power. War must be declared on your turn at the beginning of the Combat Move phase, before any combat movements are made, unless otherwise specified in the political rules. An actual attack is not required. Once a state of war is entered into, all territories and sea zones controlled by or containing units belonging to the power or powers on which you declared war instantly become hostile to your units, and the normal restrictions of moving into or through hostile spaces apply, with one exception. During your Combat Move phase in which you entered into a state of war, your transports that are already in sea zones that have just become hostile may be loaded in those sea zones (but not in other hostile sea zones). In effect, transports may be loaded in their initial sea zones for amphibious assaults before war is declared, while the sea zone is still friendly.

If another power declares war on your power, your power is at war immediately, but only with the power that declared war on it. You must wait until your turn to make any declarations of war on other powers that were enabled by that declaration. For example, if Germany declares war on the United States, the United States is immediately at war with Germany, but it must wait until its turn to declare war on Italy. Of course, the United States may also declare war on Germany on its turn, but this is technically unnecessary, as the two powers are already at war.

Declarations of war are either provoked or unprovoked. A declaration of war is considered to be provoked either when the declaration is made in reaction to the direct aggression of another power or when a political rule allows the power to declare war due to a specific action being taken by another power. For example, the United States is allowed to declare war on any or all Axis powers if an Axis power declares war on it, so if Germany declares war on the United States, a subsequent declaration of war by the United States on Italy would be considered provoked. A declaration of war under any other circumstances is considered to be unprovoked.

Phase 2: Combat Move (Powers at War Only)

Movement in this game is separated into combat movement and noncombat movement phases. During the Combat Move phase, all movement must end in a hostile space, with a few exceptions (see next page). Movement into a hostile space counts as combat movement whether that space is occupied or not. Additional movement that doesn't end in a hostile space occurs during the Noncombat Move phase (phase 4).

Move as many of your units into as many hostile territories and sea zones as you wish. You can move into a single hostile space from different spaces, as long as each moving unit can reach that space with a legal move.

You can move units through friendly (but not friendly neutral) spaces en route to hostile spaces during this phase. However, units can't end their movement in friendly spaces during the Combat Move phase except in four instances.

- Tanks and mechanized infantry that have blitzed through an unoccupied hostile space (see "Tanks, Mechanized Infantry, and Blitzing," page 15).
- Units moving from a hostile sea zone to escape combat as their combat move. A sea zone into which defending air units may be scrambled in reaction to an amphibious assault (see "Scramble," page 16) may be treated in the same way as a hostile sea zone for this purpose.
- Sea units that will be participating in an amphibious assault from a friendly sea zone, as well as sea and/or air units that may be needed to support it in the case that defending air units are scrambled (see "Scramble," page 16).
- Units moving into a sea zone containing only enemy submarines and/or transports in order to attack those units. (Remember that such a sea zone is not considered hostile.)

Air Movement Example: *Air units can move through a hostile space as if it were friendly.*

If you move all of your units out of a territory you control, you still retain control of that territory until an enemy moves into and captures it (the territory remains in control of the power that controlled it at the start of the turn).

Units from the same side can freely share territories and space on aircraft carriers and transports with one another, as long as both powers are at war. They may share sea zones regardless of their status. These shared events must be agreed upon by both powers.

All combat movement is considered to take place at the same time. Thus, you can't move a unit, then conduct combat, then move that unit again during this phase. The only exception to this is land units making an amphibious assault that is preceded by a sea battle (see "Amphibious Assaults," page 14), as they must offload after the sea battle is successfully completed. You can't move additional units into an embattled space once an attack has begun.

A land or sea unit can move a number of spaces up to its move value. Most units must stop when they enter a hostile space. Thus, a unit with a move value of 2 could move into a friendly space and then a hostile space, or just into a hostile space.

Enemy submarines and/or transports do not block any of your units' movement, nor do they prevent loading or offloading in that sea zone (with one exception; see "Special Combat Movement: Transports," page 16). As the moving player, you have the option of attacking any enemy submarines and/or transports that share a sea zone with you. However, if you choose to make such an attack with a unit, that unit must end its movement in that sea zone, and it must attack all such units present. In other words, you must either attack all enemy submarines and transports in the sea zone, or you must ignore all of them. You may not attack some enemy units and ignore others in the same sea zone. It is possible that some of your units may stop to attack while others continue moving through the sea zone.

Land Movement Example: *Land units must end their movement when they encounter a hostile territory. Blitzing tanks and mechanized infantry are an exception (see page 15).*

Sea Units Starting in Hostile Sea Zones

At the beginning of the Combat Move phase, you might already have sea units (and air units on carriers) in spaces containing enemy units that were there at the start of your turn. For example, an enemy might have built new surface warships in a sea zone where you have sea units. When your turn comes around again, you are sharing that sea zone with enemy forces.

10.875" x 16.75" flat sheet folded to 10.875" x 8.375" 4C2S
F3153UU00_Axis_Allies_Europe_1940_I.indd 12-13
1/12/21 11:32 PM

If you are sharing a sea zone with surface warships (not submarines and/or transports) belonging to a power with which you are at war, this situation requires you to do one of the following:

- Remain in the sea zone and conduct combat,
- Leave the sea zone, load units if desired, and conduct combat elsewhere,
- Leave the sea zone, load units, and return to the same sea zone to conduct combat (you can't load units while in a hostile sea zone), or
- Leave the sea zone and conduct no combat.

Once these sea units have moved and/or participated in combat, they can't move or participate in the Noncombat Move phase of the turn.

Sea Movement Example: *Sea units other than submarines must end their movement when they enter a hostile sea zone. The destroyer must stop in this zone. However, the submarine can pass through safely because the enemy unit isn't a destroyer.*

Air Units

An air unit that moves in the Combat Move phase must generally reserve part of its move value for the Noncombat Move phase, at which point it must return to a safe landing spot using its remaining movement.

An air unit's movement in any complete turn is limited to its total move value. Thus, a strategic bomber with a move value of 6 can't move 6 spaces to get to a hostile space. It must save enough movement points to get to a friendly territory where it can land. A fighter or tactical bomber can move its full 4 spaces to attack in a sea zone instead of saving movement, but only if a carrier could be there for it to land on by the conclusion of the Mobilize New Units phase.

Air units attacking territories that have AAA (antiaircraft artillery) will be fired upon (see pages 29 and 30). This doesn't include territories containing AAA that are only being flown over. AAA can't fire upon bombers conducting strategic or tactical bombing raids. These air units are fired on by antiaircraft cover provided by the industrial complex or base that is being attacked.

Amphibious Assaults

If you want to make any amphibious assaults, announce your intent to do so during the Combat Move phase. An amphibious assault takes place when you attack a coastal territory or island group from a sea zone by offloading land units from transports into that target territory (or make a joint attack with both seaborne units that are offloading and other units from one or more neighboring territories). The sea zone may be either friendly or hostile, but if it is hostile it must be made friendly through sea combat before the amphibious assault can commence.

Moving transports and their cargo into a sea zone from which you plan to make an amphibious assault counts as a combat move, even if there are no defending surface warships there and there is no potential for air units to be scrambled (see "Scramble," page 16). This is also true of any units that will support the assault. Further, if enemy air units could potentially be scrambled to defend the sea zone, additional units may be moved into the sea zone to combat them in case they are indeed scrambled.

During the Conduct Combat phase, you can launch only amphibious assaults that you announced during this phase.

If an amphibious assault involves a sea combat, any air units participating in the assault must move to either the sea zone or the land territory. They will then participate only in the part of the assault to which they have moved.

Amphibious Assault Example: *Amphibious assault movement occurs during the Combat Move phase. In this example, the U.S. battleship must destroy the enemy destroyer in the sea combat in order to clear the hostile sea zone so that the transport can offload into Normandy/Bordeaux. If there had been only defending submarines and/or transports, the attacking U.S. player could have ignored those units, or could have conducted sea combat.*

Special Combat Movement

A number of units can make special moves during this phase. These are described in detail below.

Aircraft Carriers

Although they don't have an attack value and aren't represented on the battle strip, carriers can still participate in an attack and can take hits, as long at least 1 unit with an attack value attacks along with them. Any fighters or tactical bombers on an aircraft carrier launch before the carrier moves and move independently of the carrier. These air units can make a combat move from the carrier's initial sea zone, or they can remain in that sea zone until the Noncombat Move phase.

Guest aircraft belonging to a friendly power on board another power's carrier must remain on board as cargo if the carrier moves. They can't take part in combat and are destroyed if the carrier is destroyed.

Whether it moves during the Combat Move or Noncombat Move phase, an aircraft carrier allows friendly fighters and tactical bombers to land on it in the sea zone where it finishes its move.

Submarines

Submarines are capable of moving undetected due to their ability to submerge. For this reason, they have special movement rules. If there are no enemy destroyers present, a submarine can move through a sea zone containing enemy warships without stopping. However, if a submarine enters a sea zone containing an enemy destroyer during the Combat Move phase, its movement ends immediately and combat will result.

Powers Not at War with One Another

When two powers on opposite sides are not yet at war with one another, they operate under some special conditions and restrictions.

Movement: A power's ships don't block the naval movements of other powers with which it's not at war, and vice versa. They can occupy the same sea zones.

Combat: A power can't attack a territory controlled by or containing units belonging to a power with which it is not at war. If a power at war attacks a sea zone containing units belonging to both a power with which it's already at war and a power with which it's not at war, the latter power's units are ignored. Those units won't participate in the battle in any way, and a state of war with that power will not result.

Neutral Powers: When a power is not at war with anyone, it is neutral. Powers that begin the game neutral, such as the United States and the Soviet Union, aren't initially part of the Allies or the Axis. The Axis powers are on the opposite side of these neutral powers, but they are not yet considered enemies. While a power remains neutral, it operates under even tighter restrictions. A neutral power can't move land or air units into or through neutral territories. It can't move units into or through territories or onto ships belonging to another power or use another power's naval bases, nor can another power move land or air units into or through its territories or onto its ships or use its naval bases.

Tanks, Mechanized Infantry, and Blitzing

A tank can "blitz" by moving through an unoccupied hostile territory as the first part of a move that can end in a friendly or hostile territory. In addition, 1 mechanized infantry unit can move along with each blitzing tank. The complete move must occur during the Combat Move phase. The blitzing units establish control of the first territory before they move to the next. Place your control marker on the first territory and adjust the national production levels as you blitz. A tank (or mechanized infantry) that encounters enemy units, including AAA (antiaircraft artillery) units, or an industrial complex, air base, or naval base, in the first territory it enters must stop there and may not blitz.

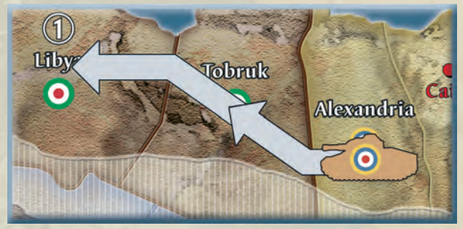

Blitzing Example 1: *You can blitz a tank through a territory if that territory is hostile but unoccupied. Place your control marker in the blitzed territory.*

Blitzing Example 2: *You must stop a tank's movement when it encounters any enemy units, including AAA (antiaircraft artillery) units, industrial complexes, air bases, and naval bases, so this tank may not blitz.*

10.875" x 16.75" flat sheet folded to 10.875" x 8.375" 4C2S
F3153UU00_Axis_Allies_Europe_1940_I.indd 14-15
1/12/21 11:32 PM

Transports

If a transport encounters hostile surface warships (not enemy submarines and/or transports) AFTER it begins to move (not counting the sea zone it started in), its movement for that turn ends, and it must stop there and conduct sea combat.

A transport can load units while in any friendly sea zone along its route, including the sea zone it started in. If a transport loads land units during the Combat Move phase, it must offload those units to attack a hostile territory as part of an amphibious assault during the Conduct Combat phase, or it must retreat during the sea combat step of the amphibious assault sequence while attempting to do so. A transport that is part of an amphibious assault must end its movement in a friendly sea zone (or one that could become friendly as result of sea combat) from which it can conduct the assault. However, a transport is not allowed to offload land units for an amphibious assault in a sea zone containing 1 or more ignored enemy submarines unless at least 1 warship belonging to the attacking power is also present in the sea zone at the end of the Combat Move phase.

Any land units aboard a transport are considered cargo until they offload. Cargo can't take part in sea combat and is destroyed if the transport is destroyed.

Air Bases

When taking off from a territory that has an operative air base, air units gain 1 additional movement point. Fighters and tactical bombers can now move 5 spaces and strategic bombers can move 7 spaces (see "Air Bases," page 28).

Naval Bases

All ships beginning their movement from a sea zone serviced by an operative friendly naval base gain 1 additional movement point (see "Naval Bases," page 28).

Scramble

Scrambling is a special movement that the defender can make at the end of this phase. It must be done after all of the attacker's combat movements have been completed and all attacks have been declared. The attacker may not change any combat movements or attacks after the defender has scrambled.

A quick reaction team of no more than 3 defending fighters and/or tactical bombers (strategic bombers can't scramble) located on each island or coastal territory that has an operative air base can be scrambled to defend against attacks in the sea zones adjacent to those territories. These air units can be scrambled to help friendly units in adjacent sea zones that have come under attack. They can also be scrambled to resist amphibious assaults from adjacent sea zones, whether or not the territory being assaulted is the territory containing the air base. They may defend against the enemy ships conducting the amphibious assault even if friendly ships are not present. Air units belonging to powers friendly to the attacked power may be scrambled by their owner if the owning power is at war with the attacking power, so long as the limit of 3 total air units is respected.

In situations where a sea zone is adjacent to more than one territory containing an air base (sea zone 109 and Scotland and United Kingdom, for example), each of the territories can scramble up to 3 fighters and/or tactical bombers. In situations where a territory containing an air base is adjacent to more than one sea zone (United Kingdom and sea zones 109 and 110, for example), the territory may still only scramble up to 3 fighters and/or tactical bombers, but they may be split between the sea zones in any combination.

Scrambled fighters and tactical bombers are defending, so refer to their defense values and abilities when resolving combat. They are treated as normal defending units in their sea zones. As defenders, they may not retreat. They can't participate in any other battles during that turn, including a battle in the territory from which they were scrambled.

After all combat is completed, each surviving scrambled air unit must return to the territory from which it was scrambled. If the enemy has captured that territory, the unit can move 1 space to land in a friendly territory or on a friendly aircraft carrier. If no such landing space is available, the unit is lost. Surviving scrambled air units land during that turn's Noncombat Move phase, before the attacker makes any movements.

Phase 3: Conduct Combat (Powers at War Only)

In this phase, you conduct combat against opposing units using the following sequence:

Combat Sequence
1. Strategic and tactical bombing raids
2. Amphibious assaults
3. General combat

A number of units have special rules that modify or overwrite the combat rules in this section. See "Unit Profiles," page 27 for combat rules associated with each type of unit.

Strategic and Tactical Bombing Raids

A strategic or tactical bombing raid is a direct attack on a facility. During this step, you can bomb enemy industrial complexes, air bases, and naval bases with your strategic bombers. You can also bomb enemy air and naval bases (but not industrial complexes) with your tactical bombers. When you damage these facilities, their capabilities are decreased or eliminated, and your enemy must spend IPCs to repair them in order to restore those capabilities. Repairs can be made by the units' controlling player during his or her Purchase and Repair Units phase (see "Purchase and Repair Units," page 12).

To conduct a bombing raid, the attacking player moves his or her bombers to the territory on the map containing the target(s). A base may be both strategically and tactically bombed at the same time. Both attacking and defending fighters (not tactical bombers) can also participate in strategic bombing raids as escorts and interceptors. Escort fighters (those accompanying the attacking bombers) can escort and protect the bombers, and they can originate from any territory or sea zone, range permitting. They can't participate in any other battles during that turn, including a battle in the territory in which the bombing raid is occurring. This applies whether or not the defender commits any interceptors.

Any number of defending fighters based in a territory that is about to be strategically and/or tactically bombed can be committed to participate in the defense of that territory's facilities as interceptors, whether or not there are attacking fighter escorts. The number of defending fighters that will intercept is decided by the owning player(s) after the attacker's Combat Move phase is completed and before the Conduct Combat phase begins. These fighters cannot participate in other battles during that turn, including a battle in the territory in which the bombing raid is occurring. They must remain in their original territory after the battle. If that territory is captured, they can move 1 space to land in a friendly territory or on a friendly aircraft carrier. This movement occurs during the Noncombat Move phase, before the acting player makes any noncombat movements. If no such landing space is available, the fighters are lost.

If the defender has elected to commit fighter interceptors, an air battle will be fought immediately before the bombing raid is conducted. Only one air battle is fought in each territory, even if more than one facility in that territory is being bombed. This air battle is resolved in the same way as a normal combat, with the following exceptions:

- The attacking bombers and fighter escorts and the defending fighter interceptors will be the only units participating in this special combat.
- The combat lasts for only one round.
- All of the air units have attack and defense values of 1.

After the air battle is complete, or if there were no defending fighter interceptors, surviving fighter escorts are considered to have retreated. They don't participate in the actual bombing raid, are not subject to antiaircraft fire, and will remain in the territory until the Noncombat Move phase. Any surviving attacking bombers carry out the bombing raid. If the territory offers more than one target, the bombers may be divided into groups, and each assigned a specific target (tactical bombers may not attack industrial complexes).

Each industrial complex, air base, and naval base has its own antiaircraft system. If there is an AAA (antiaircraft artillery) unit in the targeted territory, don't roll for it. Those units are used to protect combat units. Each complex and base rolls one die against each bomber directly attacking it (regardless of the number of bombers). For each "1" rolled, a bomber of the attacker's choice is immediately removed.

After resolving the antiaircraft fire, surviving bombers each roll one die. Add 2 to each die rolled for a strategic bomber (but not for tactical bombers), then total the results. To mark the damage done by the attacking bomber(s), place 1 gray plastic chip under the targeted industrial complex or base per damage point rolled. An industrial complex can't receive more than 20 total damage for major industrial complexes and more than 6 total damage for minor ones. Air bases and naval bases can't receive more than 6 total damage. Damage exceeding these limits is not applied.

A bomber that performed a strategic or tactical bombing raid can't participate in any other combat this turn and must return to a friendly territory during the Noncombat Move phase.

Amphibious Assaults

During this step you will resolve each amphibious assault you announced during the Combat Move phase. If you didn't announce an amphibious assault, go to "General Combat" on page 18.

Combined Arms

In some instances, a mix of unit types activates enhanced unit abilities. For example, an infantry unit matched with an artillery unit enables the infantry to attack at 2. See the following chart for details. (See also "Unit Profiles," page 27.)

Some unit types require one-to-one pairing with another unit type and may be paired with more than one other unit type. Each unit may be paired with only one other unit at the same time, but may be paired with different units at different times during the same turn. For example, an individual artillery unit may not be paired with both an infantry and a mechanized infantry during the same combat round in the Conduct Combat phase in order to make both units attack at 2. However, the same mechanized infantry unit may be paired with a tank during the Combat Move phase in order to blitz, and then be paired with an artillery in the Conduct Combat phase in order to attack at 2.

10.875" x 16.75" flat sheet folded to 10.875" x 8.375" 4C2S
F3153UU00_Axis_Allies_Europe_1940_I.indd 16-17
1/12/21 11:32 PM

Amphibious Assault Sequence
1. Sea combat
2. Battleship and cruiser bombardment
3. Land combat

Step 1. Sea Combat
If there are defending surface warships and/or scrambled air units, sea combat occurs. If there are only defending submarines and/or transports, the attacker can choose to ignore those units or conduct sea combat.

If sea combat occurs, all attacking and defending sea and air units present must participate in the battle. (Even if the attacker chose to ignore defending submarines and/or transports, they will still be involved in the battle if the defender scrambles air units and forces a sea battle.) Conduct the sea combat using the rules for General Combat (below), then go to step 3 (land combat).

If no sea combat occurs, go to step 2 (bombardment).

Step 2. Battleship and Cruiser Bombardment
If there was NOT a combat in the sea zone from which you are offloading units from transports, any accompanying battleships and cruisers in that sea zone can conduct a one-time bombardment of one coastal territory or island group being attacked. The number of ships that can make bombardment attacks is limited to 1 ship per land unit being offloaded from the transports into that coastal territory. If more than one territory is being assaulted from the same sea zone and there are multiple battleships and/or cruisers, each ship may support only one assault. However, the ships' bombardment may be split in any way that the attacker chooses, so long as the number of ships supporting each assault doesn't exceed the number of seaborne land units in that assault. Choosing to destroy enemy transports or attacking enemy submarines in step 1 (above), counts as a combat and prevents the battleship and cruiser bombardment from taking place.

Roll one die for each battleship and cruiser that can conduct bombardment. Battleships hit on a die roll of "4" or less, and cruisers hit on a "3" or less. For each hit, the defender will move a defending unit behind the casualty strip. These casualties will be able to defend during the land combat step before they are eliminated.

Step 3. Land Combat
Land combat can only take place if there was no sea battle or the sea zone has been cleared of all defending enemy units except transports and submarines that submerged during the sea battle. If the attacker still has land units committed to the coastal territory, move all attacking and defending units to the battle strip and conduct combat using the General Combat rules (see below).. Remember to put casualties from bombardment (if any) behind the casualty strip.

Attacking land units can come from transports (seaborne), and they can come from neighboring territories that are adjacent to the attacked territory. Any land units offloading from a single transport can only be offloaded into a single hostile territory.

If no land units (carried as cargo) survived the sea combat, or if the attacking sea units withdrew from the sea combat, then any other units that were designated to participate in the land attack (including air units) must still conduct one round of land combat in a regular attack on the intended hostile territory before they can retreat.

If the attacker doesn't have any attacking land or air units left, the amphibious assault is over.

Keep the attacking overland units and seaborne land units separated on the battle strip. Attacking seaborne units can't retreat. Attacking overland land units and air units can retreat (between rounds of combat). All attacking overland land units must retreat together as a group. They can only retreat to a territory from which at least one of them entered the contested territory and must all retreat at the same time and to the same place. A retreat may happen at the conclusion of any round of combat.

Attacking air units, whether involved in the sea combat or the attack on the coastal territory, can retreat according to the attacker retreat rules (see "Condition B—Attacker Retreats," page 20). If there is a retreat, air units and overland units (if any) must retreat at the same time. Air units will land during the Noncombat Move phase.

Air Units

Each attacking air unit can participate in the sea battle or the attack on the coastal territory; it can't do both. The attacking player must declare which air units are involved in each part of the attack and can't change their assignments later. Scrambled air units are placed after the amphibious assault is announced and attacking air units (if any) are assigned to the sea battle or the coastal territory. At the end of the amphibious assault, all air units remain in place; they will land during the Noncombat Move phase.

Air units defending in a territory can fight only in that territory. They can't participate in the sea combat. The exception to this rule is defending fighters and tactical bombers that are on an island or coastal territory that has an operative air base. Such air units can be scrambled to the adjacent sea zone where they participate in its defense. Strategic bombers can't be scrambled.

General Combat

In this step, you resolve combat in each space that contains your units and either contains enemy units or is enemy-controlled. Combat is resolved by following the General Combat sequence (below). Combat in each space takes place at the same time, but each affected territory or sea zone is resolved separately and completely before resolving combat in the next contested space. The attacker decides the order of spaces in which each combat occurs. No new units can enter as reinforcements once combat has begun. Attacking and defending units in each space are considered to fire at the same time, but for ease of play you roll dice in sequence: attacker first, then defender.

If you moved any units into unoccupied hostile territories or hostile territories that contain only facilities and/or AAA units, no actual combat is necessary. Simply skip to step 7 (Conclude Combat) for each of these territories and remove any AAA units that might be in them.

General Combat Sequence
1. Place units along the battle strip
2. Submarine surprise strike or submerge (sea battles only)
3. Attacking units fire
4. Defending units fire
5. Remove defender's casualties
6. Press attack or retreat
7. Conclude combat

Step 1. Place Units along the Battle Strip
The battle strip has two sides, labeled "Attacker" and "Defender." Place all of the attacking and defending land, sea, and/or air units from the battle onto their respective sides aligned with the numbered columns that contain those units' names and silhouettes. Facilities don't participate in general combat, as they may be attacked and damaged only by strategic and tactical bombing raids. The number in a unit's column identifies that unit's attack or defense value. An attacking or defending unit must roll its column's attack or defense value number or less in order to score a hit.

Some units, such as transports, attacking aircraft carriers, and defending AAA units, have no combat value and are not represented on the battle strip. Place these units beside the battle strip, as they are still participants in the battle and may be taken as casualties.

In a sea battle, place any cargo (whether your own units or an ally's) beside the transport ship or on the aircraft carrier (guest air units) that is carrying it. Cargo doesn't roll for hits, nor can it be chosen as a casualty. It's lost with the ship carrying it if that ship is destroyed.

If you are attacking in a sea zone that already contained friendly units, your ally's units are not placed along the battle strip, but remain out of play for this turn.

Step 2. Submarine Surprise Strike or Submerge (Sea Battles Only)
This step is specific to attacking and defending submarines. Before the general sea battle takes place (steps 3–5), both attacking and defending submarines can choose to either make a Surprise Strike die roll or submerge. A player may choose to submerge all, some, or none of his or her submarines. However, if the opposing side has a destroyer in the battle, the attacking or defending submarines can't submerge or make a Surprise Strike. Combat proceeds normally with your submarines firing along with your other units in step 3 or 4.

Attacking or defending submarines that choose to submerge are immediately removed from the battle strip and returned to the game board in the contested sea zone, removing them from the remaining battle sequences.

Note: Decisions on whether attacking and defending submarines will fire or submerge must be made before any dice are rolled by either side. The attacking player decides first.

Each attacking submarine conducting a Surprise Strike rolls one die. Attacking submarines that roll a "2" or less score a hit. After the attacking player has rolled for all attacking submarines, the defender chooses 1 sea unit (submarines can't hit air units) for each hit scored and moves it behind the casualty strip. (Note: Undamaged capital ships that are hit only once are not removed.)

Then each defending submarine conducting a Surprise Strike rolls one die. Defending submarines that roll a "1" score a hit. After the defending player has rolled for all defending submarines, the attacker chooses 1 sea unit for each hit scored and removes it from play. (Note: Undamaged capital ships that are hit only once are not removed.)

Note: In both cases, attacking or defending, transports can be chosen as casualties only if there are no other eligible units. Submerged submarines can't be chosen as casualties since they have been removed from the battle.

Once all attacking and defending submarines that conducted a Surprise Strike have fired, the casualties they have generated are removed from the game and this step (step 2) is over for this round of combat. As long as there are attacking and/or defending submarines and no opposing destroyers, this step is repeated during each round of combat. Any hits made during this step that don't destroy units (such as battleships and carriers) remain in effect until they are repaired.

Step 3. Attacking Units Fire
Roll one die for each attacking unit with an attack value that didn't fire or submerge in step 2. Roll for units with the same attack value at the same time. For example, roll all units with an attack value of 3 at the same time. An attacking unit scores a hit if you roll its attack value or less. After the attacking player has rolled for all attacking units, the defender chooses 1 unit for each hit scored and moves it behind the casualty strip. All units behind the casualty strip will return fire in step 4. As many hits as possible must be assigned. For instance, if 1 cruiser and 2 submarines attack a carrier with a fighter and score 3 hits, the defender must assign the cruiser hit to the fighter and the submarine hits to the carrier. The defender may not assign the cruiser hit to the carrier, as the subs cannot hit the fighter and 1 sub hit would be lost.

Step 4. Defending Units Fire
Defending units roll one die for each unit with a defense value, including units behind the casualty strip, that didn't fire or submerge in step 2. Roll for units with the same defense value at the same time. A defending unit scores a hit if you roll its defense value or less.

After the defending player has rolled for each defending unit with a defense value, the attacker chooses 1 unit for each hit scored and removes it from play. As many hits as possible must be assigned. For instance, if 1 cruiser and 1 submarine are defending against 1 destroyer and 1 fighter and the defender scores 2 hits, the attacker must assign the sub hit to the destroyer and the cruiser hit to the fighter. The attacker may not assign the cruiser hit to the destroyer, as the sub cannot hit the fighter and its hit would be lost.

10.875" x 16.75" flat sheet folded to 10.875" x 8.375" 4C2S
F3153UU00_Axis_Allies_Europe_1940_I.indd 18-19 1/12/21 11:32 PM

Specific to Sea Battles: In both steps 3 and 4, submarines that fired in step 2 can't fire again during the same combat round. If there is an enemy destroyer in the battle, submarines fire in step 3 or 4 rather than step 2. Remember that in sea battles hits from air units can't be assigned to submarines unless there is a destroyer present that is friendly to the air units in the battle, and hits can be assigned to transports only if there are no other eligible units.

Step 5. Remove Defender's Casualties
Remove the defender's units that are behind the casualty strip from play. *Note:* After casualties are removed, it might be necessary to reevaluate certain units' capabilities that depend upon the presence or absence of other units. For example, infantry units might no longer be supported by artillery units, or submarines might no longer have their abilities cancelled by enemy destroyers that have been removed. These changes will take effect in the following combat round.

Step 6. Press Attack or Retreat
Combat rounds (steps 2–5) continue unless one of the following two conditions occurs (in this order):

Condition A—Attacker and/or Defender Loses All Units
Once all units that can either fire at a valid target or retreat on one or both sides have been destroyed, the combat ends.

If a power has combat units remaining along the battle strip, that power wins the combat. Players that have units remaining along the battle strip return those units to the contested space on the game board.

In a sea battle, if both sides have only transports remaining, the attacker's transports can remain in the contested sea zone or retreat per the rules in Condition B below, if possible.

Defenseless Transports

In a sea battle, if the defender has only transports remaining and the attacker still has units capable of attacking, the defending transports are all destroyed, along with their cargo. You don't have to continue rolling dice until all the transports receive hits. This will speed up combats. This also occurs if the only combat units remaining can't hit each other. For example, if the defender has only transports and submarines remaining, and the attacker has only air units remaining, the air units and submarines can't hit each other, so the transports are defenseless. At this point, defenseless transports are all destroyed, along with their cargo. Attacking transports are not usually considered defenseless, since they generally have the option of retreating. If they can't retreat, they are treated the same as defending transports. Destroying defenseless transports in this way still counts as combat for the purpose of offshore bombardment and similar rules.

Condition B—Attacker Retreats
The attacker (never the defender) can retreat during this step. Move all attacking land and sea units in that combat that are along the battle strip to a single adjacent friendly space from or through which at least 1 of the original attacking land or sea units moved. In the case of sea units, that space must have been friendly at the start of the turn. All such units must retreat together to the same territory or sea zone, regardless of where they came from.

Retreating air units remain in the contested space temporarily. They complete their retreat movement during the Noncombat Move phase using the same rules as an air unit involved in a successful battle.

Retreat Example*: After one round of attacks, the attacking player decides to retreat, but his destroyer must retreat to one of the sea zones that the attacking forces came from.*

Step 7. Conclude Combat
If you win a combat as the attacker in a territory and you have 1 or more surviving land units there, you take control of it. Otherwise, it remains in the defender's control. (If all units on both sides were destroyed, the territory remains in the defender's control.) Sea units can't take control of a territory; they must stay at sea.

Air units can't capture a territory. If your attack force has only air units remaining, you can't occupy the territory you attacked, even if there are no enemy units remaining. Air units must return to a friendly territory or carrier during the Noncombat Move phase. Until then, they stay at the space where they fought.

If you have captured the territory, place your control marker on the territory and adjust the national production levels. Your national production increases by the value of the captured territory; the loser's production decreases by the same amount.

Any industrial complex, air base, and/or naval base located in the captured territory is now controlled by your side (see "Liberating a Territory," on the next page). If you capture an industrial complex, you can't mobilize new units there until your next turn. If you capture a major industrial complex, it is immediately downgraded to a minor one. If you capture an air base or naval base, you can't use the added flight or sea movement or receive repairs until your next turn.

Any damage previously inflicted on a facility remains in place until it is repaired (any damage markers beyond 6 on former major industrial complexes are removed).

Liberating a Territory
If you capture a territory that was originally controlled by another member of your side, you "liberate" the territory. You don't take control of it; instead, the original controller regains the territory and the national production level is adjusted. Any industrial complex, air base, and/or naval base in that territory reverts to the original controller of the territory. A major industrial complex that was downgraded to a minor upon capture is not automatically upgraded upon liberation—it remains minor until the original owner upgrades it.

If the original controller's (the power whose territory you just liberated) capital is in enemy hands at the end of the turn in which you would otherwise have liberated the territory, you capture the territory instead. You adjust your national production level, and you can use any industrial complex, air base, and/or naval base there until the original controller's capital is liberated. The capturing player can't use these newly captured facilities until the player's next turn.

Capturing and Liberating Capitals
If a power captures a territory containing an enemy capital (Washington, London, Moscow, etc.), follow the same rules as for capturing a territory. Add the captured territory's income value to your national production level.

In addition, you collect all unspent IPCs from the treasury of the original controller of the captured capital. For example, if Germany conquers Russia, and the Soviet Union has unspent IPCs, those IPCs are immediately transferred to Germany's player. You collect these IPCs even if your own capital is in enemy hands.

When capturing the last remaining Axis capital, signifying Allied victory, you still add the captured territory's income value to your national production level and you collect any unspent IPCs its power may have. The Axis player(s) will have until the beginning of your power's next turn, using their existing forces, to try to liberate one of the Axis capitals.

The original controller of the captured capital is still in the game but can't collect income from any territories he or she still controls and can't buy new units. The player skips all but the Combat Move, Conduct Combat, and Noncombat Move phases until the capital is liberated. If that power or one on its side liberates the capital, the original controller can once again collect income from territories he or she controls, including territories reverting control to him or her.

If a capital is liberated, the industrial complex, air base and/or naval base in that capital territory revert ownership to the original controller of the capital. Other territories and industrial complexes, air bases, and naval bases that were originally controlled by the newly liberated capital's controller but are currently in the hands of friendly powers also revert control immediately.

You don't collect IPCs from the controlling power when you liberate a capital. For example, if Germany's player liberates Rome from the United Kingdom's player, the United Kingdom player doesn't surrender any IPCs.

Capturing a Victory City
Germany and Italy win the game by capturing and controlling 8 victory cities. Players should keep a close eye on the progress of the Axis and the number of victory cities of which they have control. If the Axis players control at least 8 victory cities continuously for one complete round of play, they win the war—provided that they also control at least one of their own capitals at the end of the round.

Multinational Forces

Units on the same side can share a territory or sea zone, constituting a multinational force. Such forces can defend together, but they can't attack together. (This doesn't mean powers can share income: only the power that controls a territory collects income for that territory.)

A multinational force can't attack the same space together, because each power moves and attacks with its own units only on its own turn. Any units in a sea zone in which a battle occurs that belong to an ally of the attacker (other than cargo on an attacker's ship) can't participate in the battle in any way. Such units can't be taken as losses in the sea combat and have no effect on defending submarines.

An attacking fighter or tactical bomber can launch from an aircraft carrier owned by an ally, but the ally's carrier can't move until its owner's turn. Similarly, an attacking carrier can carry an ally's fighter or tactical bomber as cargo, but the ally's air unit can't participate in an attack by that carrier.

An attacking land unit can assault a coastal territory from an ally's transport, but only on the turn of the attacking land unit's owner. All of the normal requirements for transports offloading in a sea zone must still be met by the attacking power (see "Special Combat Movement, Transports", page 16), and any scrambled air units will prevent the landing if they cannot be destroyed.

Multinational Defense: When a space containing a multinational force is attacked, all its units defend together. If the defending units belong to powers under the control of different players, those players mutually determine the casualties. If they can't agree, the attacker chooses.

Transporting Multinational Forces: Transports belonging to a friendly power can load and offload your land units, as long as both powers are at war. This is a three-step process:

1. You load your land units aboard the friendly transport on your turn.
2. The transport's owner moves it (or not) on that owner's turn.
3. You offload your land units on your next turn.

10.875" x 16.75" flat sheet folded to 10.875" x 8.375" 4C2S
F3153UU00_Axis_Allies_Europe_1940_I.indd 20-21
1/12/21 11:32 PM

Phase 4: Noncombat Move

In this phase, you can move any of your units that didn't move in the Combat Move phase or participate in combat during your turn. You will also land all your air units that participated in and survived the Conduct Combat phase. This is a good time to gather your units, either to fortify vulnerable territories or to reinforce units at the front.

Your land and sea units can move a number of spaces up to their move values. Your air units can move a number of spaces up to their move values, less the number of spaces they might have moved during the Combat Move phase. Air units that did not move at all during the Combat Move phase may use their entire movement allowance in this phase. Only air units and submarines can move through hostile spaces during this phase.

Stranded defending air units also land during this phase. These are carrier air units whose aircraft carrier has been damaged or destroyed in combat or scrambled air units or fighter interceptors (see "Conduct Combat," page 16) whose original territory is now under enemy control. These units are allowed movement of up to one space to find a friendly territory or carrier on which to land. If no landing space can be found, they are lost. This movement occurs before the acting player makes any noncombat movements.

Where Units Can Move

Land Units: A land unit can move into any friendly or friendly neutral territory, including territories that were captured in the current turn. It can't move into or through a hostile territory (not even one that contains no combat units but is enemy-controlled) or an unfriendly neutral or strict neutral territory. If your power isn't at war, you can't move your units into territories belonging to another friendly power or a friendly neutral.

This is the only phase in which AAA (antiaircraft artillery) can move.

Air Units: An air unit must end its move in an eligible landing space. Air units can land in any territory that was friendly (but not friendly neutral) at the start of the current turn.

Only fighters and tactical bombers can land in a sea zone with a friendly carrier present. A landing spot must be available on the carrier. Additionally:

- A fighter or tactical bomber can land in a sea zone (even a hostile one) that is adjacent to an industrial complex you own if you will be mobilizing an aircraft carrier that you previously purchased in that zone during the Mobilize New Units phase.
- In order for a fighter or tactical bomber to land on an existing carrier, both units must END their movement in the same sea zone.
- You must have a carrier move, remain in place, or be mobilized (new carriers only) to pick up a fighter or tactical bomber that would end its noncombat movement in a sea zone. You can't deliberately move an air unit out of range of a potential safe landing space.

Air units that can't move to an eligible landing space by the end of the Noncombat Move phase are destroyed. This includes stranded defending air units (see above).

No air units can land in any territory that was not friendly at the start of your turn, including any territory that was just captured or converted from a friendly neutral by you this turn. If your power isn't at war, you can't move your air units into territories or onto aircraft carriers belonging to another friendly power.

Sea Units: A sea unit can move through any friendly sea zone. It can't move into or through a hostile sea zone.

Unlike other sea units, submarines can move through and even into hostile sea zones in the Noncombat Move phase. However, a submarine must end its movement when it enters a sea zone containing one or more enemy destroyers.

Transports can move to friendly coastal territories and load or offload cargo, unless they loaded, moved, offloaded, or were involved in combat during the Combat Move or Conduct Combat phase.

Aircraft carriers can move to sea zones to allow friendly fighters and tactical bombers to land. They must move there, range permitting, if they didn't move in the Combat Move phase and the friendly sea zone is the only valid landing zone for the air units. An aircraft carrier and a fighter or tactical bomber must both end their moves in the same sea zone in order for the air unit to land on the carrier.

Phase 5: Mobilize New Units

If you purchased new units, you must now move all of them from the Mobilization Zone on the game board to eligible spaces you have controlled since the start of your turn. You can't use industrial complexes that you captured or purchased this turn. You can never use an industrial complex owned by a friendly power.

The number of combat (land, air, or sea) units that can be produced by each industrial complex each turn is limited to 10 for major industrial complexes and 3 for minor ones. (If you are upgrading a minor industrial complex to a major one, you may still only mobilize up to 3 combat units from that industrial complex this turn.) For each damage marker (plastic gray chip) that is under a given industrial complex, one fewer unit can be mobilized from it. Industrial complexes are never destroyed. They can be heavily damaged, however, and can be damaged to the point where they have at least as many damage markers as they have production ability. In this case, no new units can enter the game from the damaged complex until it's repaired.

Restrictions on Placement

You can place land units and strategic bombers only in territories containing eligible industrial complexes. Land units can't enter play on transports.

You can place sea units only in sea zones adjacent to territories containing eligible industrial complexes. New sea units can enter play even in a hostile sea zone. No combat occurs because the Conduct Combat phase is over.

You can place fighters and tactical bombers into territories containing an industrial complex controlled by your power from the start of your turn, or on an aircraft carrier owned by your power in a sea zone (even a hostile one) adjacent to a territory with such an industrial complex. The aircraft carrier can be either a new one currently being mobilized, or an existing one already in place. You can't place a new fighter or tactical bomber on a carrier owned by a friendly power.

Place new facilities in any eligible territory that you have controlled since the start of your turn. Unlike combat units, facilities do not require that an industrial complex be in the territory in which they are mobilized, and they do not count against the number of units that an industrial complex may mobilize (see above) if there is one there. Major industrial complexes can be built only in originally controlled (not captured) territories with an IPC value of 3 or higher. Minor industrial complexes can be built only in territories with an IPC value of 2 or higher. You can't have more than one facility of the same type (industrial complex, air base, or naval base) per territory. Industrial complexes can't be built on islands (see "Islands," page 8).

In the event that you purchased more units than you can actually mobilize due to production limitations, you must return the over-produced units to the box (your choice of units), and the cost of the units is reimbursed to you.

Phase 6: Collect Income

In this phase, you earn production income to finance future attacks and strategies. Look up your power's national production level (indicated by your control marker) on the National Production Chart. This is the amount of IPC income you have generated. *Note:* On the map, Canada has its own emblem. The IPC income generated by Canadian territories is collected by the United Kingdom player. In addition, you might have reached your national objectives. A power reaching its national objectives is experiencing an uplifting positive effect across the board—higher morale coupled with renewed vigor. This awards your economy an extra boost of 2 or more IPCs per turn and is called "bonus income" (see "National Objectives and Bonus Income", page 25). However, before you can actually receive any of this income, you must check for any losses incurred by naval attacks against your shipping routes (see "Conduct Convoy Disruptions", page 24).

Once your income, bonus income, and losses from convoy disruptions have been determined, the number of IPCs that your power will actually collect this turn is calculated by adding your income and bonus income, then subtracting any convoy disruption losses from that total. Collect that number of IPCs from the bank by having the banker add it to the total number of IPCs in your power's treasury.

If your capital is under an enemy power's control, you can't collect income or suffer convoy disruptions. A power can't lend or give IPCs to another power, even if both powers are on the same side.

10.875" x 16.75" flat sheet folded to 10.875" x 8.375" 4C2S
F3153UU00_Axis_Allies_Europe_1940_I.indd 22-23
1/12/21 11:32 PM

Conduct Convoy Disruptions

The economy of many nations is based on moving tons of resources across vast spans of ocean. In wartime, and especially during World War II, this movement was vital. Cargo ships (not to be confused with the game's transport ships, which carry military units) often formed convoys for mutual support and protection. These convoys are subject to attack by enemy warships.

There are three conditions that must exist for this kind of attack to occur:
1. The sea zone must have a "Convoy" image,
2. The sea zone must be adjacent to one or more of your controlled territories, and
3. At least one warship belonging to a power with which you are at war must be in the sea zone. (Any ships in the sea zone that belong to you or a friendly power will have no effect on convoy disruption.)

Convoy attacks on "Convoy" sea zones are conducted in the following manner.

Each enemy warship (except for aircraft carriers) and carrier-based air unit in the sea zone might cause the loss of 1 or more IPCs from your income for the turn. The owners of enemy battleships, cruisers, and/or destroyers roll one die for each such unit, and the owners of enemy submarines and/or air units roll two dice for each such unit. Any rolls of "4" or higher are ignored. The results of these rolls that are "3" or less are totaled, and the resulting number is the total convoy damage suffered in the disruption. However, this number might be limited. Each disrupted convoy can't lose more IPCs than the total IPC value of your controlled territories adjacent to the sea zone. Also, no single territory can lose more IPCs than its own IPC value from multiple disrupted adjacent convoys (for example, Scotland cannot lose more than 2 IPCs from disrupted convoys in sea zones 109 and 119). After these limits are applied, the final total is subtracted from your income for the turn.

A review of the map, specifically looking for such situations, is the responsibility of all the players. This is a step in this phase of the turn. All players should be on the lookout for such convoy attack situations and point them out.

The 3 German submarines in sea zone 109 roll 1, 2, 3, 3, 5, and 6, causing the United Kingdom to lose 8 IPCs: 6 from the UK territory and 2 from Scotland. They would normally disrupt 9 IPCs, but the United Kingdom controls only 8 IPCs' worth of territories adjacent to the sea zone. The submarine in sea zone 119 doesn't cost the United Kingdom any IPCs from Scotland, as those 2 IPCs have already been lost in sea zone 109.

On Italy's turn, the UK submarine in sea zone 97 can cost italy up to 6 IPCs. If it is still there on Germany's turn, the sub can also cost Germany up to 2 IPCs of its income from Yugoslavia.

National Objectives and Bonus Income

While the goal of the Axis players is to capture victory cities and the Allies' goal is to occupy both Berlin and Rome, each power also has one or more objectives related to its historic goals and what was of national importance to it at the time. These objectives, if achieved, will grant bonus income.

A power collects the indicated bonus IPCs during each of its Collect Income phases if the condition for that bonus has been met, unless otherwise specified.

Germany: *"Lebensraum"*
Living Space. Extra space was needed for the growth of the German population for a greater Germany. This space would be found in the East.

When Germany Is Not at War with the Soviet Union:
- 5 IPCs representing wheat and oil from the Soviet Union. *Theme:* Beneficial trade with the Soviet Union.

When Germany Is at War with the Soviet Union:
- 5 IPCs per territory if Germany controls Novgorod (Leningrad), Volgograd (Stalingrad), and/or Russia (Moscow). *Theme:* High strategic and propaganda value.
- 5 IPCs if an Axis power controls Caucasus. *Theme:* Control of vital Soviet oil production.

When Germany Is at War with the United Kingdom and France:
- 5 IPCs if at least 1 German land unit is in Axis-controlled Egypt. *Theme:* Gateway to the Middle East oilfields (high propaganda value).
- 5 IPCs if Germany controls both Denmark and Norway while Sweden is neither pro-Allies nor Allies-controlled. *Theme:* Access to iron ore and other strategic resources.
- 2 IPCs per territory if Germany controls Iraq, Persia, and/or Northwest Persia. *Theme:* Access to strategic oil reserves.

Soviet Union: *"The Great Patriotic War"*
In June of 1941, Germany launched Operation Barbarossa. German forces soon laid siege to Leningrad and stood within sight of the Kremlin. As Russia's fear of foreign invasion grew, a security buffer of foreign territory became a Soviet objective.

When the Soviet Union Is at War:
- 9 IPCs if the Soviet Union controls Novosibirsk. *Theme:* Units and resources being recalled from the eastern territories in response to the Axis threat.
- 5 IPCs if the convoy in sea zone 125 is free of Axis warships, Archangel is controlled by the Soviet Union, and there are no units belonging to other Allied powers present in any territories originally controlled by the Soviet Union. *Theme:* National prestige and access to Allied Lend-Lease material.
- 3 IPCs for each territory that the Soviet Union controls that was originally German, Italian, or pro-Axis neutral. *Theme:* Propaganda value and spread of communism.
- 10 IPCs (one time only) the first time the Soviet Union controls Germany (Berlin). *Theme:* National prestige.

10.875" x 16.75" flat sheet folded to 10.875" x 8.375" 4C2S
F3153UU00_Axis_Allies_Europe_1940_I.indd 24-25
1/12/21 11:32 PM

United States: *"The Sleeping Giant"*
With a sudden and deliberate attack on Pearl Harbor the United States was at war with Japan. In a matter of course, a few days later Germany and Italy declared war on the United States. Forced into war, the goal of the United States was clear: Produce in record-breaking time the largest military force of men and machines in the history of the world, and impose an unconditional surrender upon the Axis powers.

When the United States Is at War:

- 20 IPCs if the United States controls both Eastern United States and Central United States. *Theme:* Basic national sovereignty.
- 5 IPCs if the United States controls all of the following territories: South Eastern Mexico, Central America, and West Indies. *Theme:* Defense treaty and trade obligations.

United Kingdom: *"The British Empire"*
At the time the war broke out, the United Kingdom had stretched its empire around the world. But the empire was stretched thin and was trying to retain its control on its old centers of power.

When the United Kingdom Is at War:

- 5 IPCs if the United Kingdom controls all of its original territories. *Theme:* Maintenance of the empire considered vital national objective.

Italy: *"Mare Nostrum"*
Our Sea. Mussolini wanted to reestablish the greatness of the Roman Empire. This could best be demonstrated by controlling the entire Mediterranean Sea.

When Italy Is at War:

- 5 IPCs if there are no Allied surface warships in the Mediterranean sea (sea zones 92 through 99). *Theme:* Propaganda and strategic advantage.
- 5 IPCs if Axis powers control at least 3 of the following territories: Gibraltar, Southern France, Greece, and Egypt. *Theme:* Stated national objectives—Greater Roman Empire.
- 5 IPCs if Axis powers control all of the following territories: Morocco, Algeria, Tunisia, Libya, Tobruk, and Alexandria. *Theme:* Stated North African military objectives.
- 2 IPCs per territory if Italy controls Iraq, Persia, and/or Northwest Persia. *Theme:* Access to strategic oil reserves.

WINNING THE GAME

At the beginning of each Axis power's turn, check to see if at least 8 victory cities have continuously been under Axis control since the end of that power's last turn (they need not be the same 8 cities). If that's true, then check to see if at least 1 of the victory cities that the Axis controls is an Axis capital (Berlin or Rome). If one of them is an Axis capital, or if the current power liberates one by the end of the turn, the Axis wins the game.

At the beginning of each Allied power's turn, check to see if Berlin and Rome have continuously been under Allied control since the end of that power's last turn. If that's true, then check to see if the Allies also control at least 1 Allied capital (Washington, London, Paris, or Moscow). If they do, or if the current power liberates an Allied capital by the end of the turn, the Allies win the game.

UNIT PROFILES

This section provides detailed information for each unit in the game. Each entry provides a quick statistical reference about that unit's cost in IPCs, its attack and defense values, and the number of territories or sea zones it can move. Each unit type also has unit characteristics and statistics summarized below.

Industrial Complexes and Bases (Facilities)

Industrial complexes, air bases, and naval bases have different functions, but each also has several points in common. None of these facilities can attack, defend, or move. They are not placed on the battle strip. However, each can defend against a strategic or tactical bombing raid. Before bombers can attack a targeted facility, they will be fired on by the built-in air defenses of the facility. The facility's controlling player rolls a die for each attacking bomber. Each roll of "1" scores a hit and eliminates 1 bomber of the attacker's choice.

Facilities can't be moved or transported.

If a territory is captured, any facilities there are also captured. The capturing power (and, in the case of bases, its allies) can use them on the turn after they are captured.

Newly purchased industrial complexes, air bases, and naval bases are placed on the map during the Mobilize New Units phase. They can't be placed on newly captured territories. A territory must have an IPC value of 2 or higher before a minor industrial complex can be built on it. Major industrial complexes can only be built on originally controlled (not captured) territories with an IPC value of 3 or higher. Industrial complexes can't be built on islands (see "Islands," page 8). Air bases can be built on any controlled territory. Naval bases can be built on controlled territories with a coastline, including islands. Only one facility of each type (industrial complex, air base, and naval base) may exist in each territory.

Damaged Factories and Bases: Industrial complexes and bases can be damaged by enemy bombers (see "Strategic and Tactical Bombing Raids," page 16). They can never be destroyed; however, they can be damaged to the point where they are out of commission. Plastic chips are placed under industrial complexes and bases to indicate damage. See the Unit Profile of each facility for the effects of damage on it. Total damage to an industrial complex can't exceed 20 for major and 6 for minor industrial complexes. Air bases and naval bases can't exceed 6 damage points.

Damage markers can be removed at a cost of 1 IPC each. These repairs are paid for (and the damage markers are removed) during the Purchase and Repair Units phase of the turn.

Industrial Complexes (cardboard counter)

Cost: Major 30, Minor 12

Attack: —

Defense: (Self-defense antiaircraft ability)

Move: —

Unit Characteristics
Factories: Industrial complexes are the point of entry for all purchased air, land, and sea units. There are two types of industrial complexes, major and minor. Major industrial complexes have a "10" printed on them. Each of these major industrial complexes can produce up to 10 combat (land, air, or sea) units per turn. Minor industrial complexes can produce up to 3 combat units per turn. They have a "3" printed on them. A minor industrial complex can be upgraded to a major one at a cost of 20 IPCs. The industrial complex to be upgraded must be located on an originally controlled (not captured) territory that you have controlled since the beginning of your turn and that has an IPC value of 3 or higher.

You can't place your new units at an industrial complex owned by a friendly power. Even if you liberate a territory with an industrial complex in it, you can't use the complex; the original controller can use it on his or her next turn. If you capture it, you can use it on your next turn. You can use an industrial complex that you controlled at the beginning of your turn.

Subject to Damage: For each damage marker that is under an industrial complex (see above), that complex can mobilize 1 less unit. Industrial complexes can have at least as many damage markers as they have production ability. In such a case, no new units can enter the game through that complex until it's repaired. A damaged minor complex may not be upgraded, so any damage on the industrial complex must be repaired at the same time that the upgrade is purchased.

10.875" x 16.75" flat sheet folded to 10.875" x 8.375" 4C2S
F3153UU00_Axis_Allies_Europe_1940_I.indd 26-27
1/12/21 11:32 PM

Air Bases (cardboard counter)

Cost: 15

Attack: —

Defense: (Self-defense antiaircraft ability)

Move: —

Unit Characteristics

Increased Air Unit Range: When taking off from a friendly territory that has an operative air base, air units gain 1 additional point of movement range. At that point fighters and tactical bombers can move 5 spaces, and strategic bombers can move 7 spaces. *Note:* Air units on carriers in a sea zone adjacent to a territory containing an air base don't benefit from this additional movement range.

Scramble: You can move air units defending on an island or coastal territory that has an operative air base to the sea zones adjacent to that territory to participate in the defense of those sea zones. See "Scramble," page 16, for more details.

Subject to Damage: An air base is considered to be inoperative if it has 3 or more damage points. It can't increase air unit range or allow air units to scramble.

Naval Bases (cardboard counter)

Cost: 15

Attack: —

Defense: (Self-defense antiaircraft ability)

Move: —

Unit Characteristics

Services Sea Zones: All sea zones that border a territory containing an operative naval base are considered to be serviced by that naval base. Sea zones serviced by a naval base confer the benefits of that base onto all friendly sea units in those zones.

Increased Sea Unit Range: All sea units beginning their movement from a sea zone serviced by an operative friendly naval base gain 1 additional point of movement range. Sea units in this position can move 3 spaces instead of 2.

Repairs: Capital ships (aircraft carriers and battleships) can be repaired by moving those units to a sea zone serviced by an operative controlled or friendly naval base. Damaged ships are repaired at no IPC cost during the Purchase and Repair Units phase of their owning player's turn if they are in a sea zone serviced by an operative friendly naval base, including one repaired in the current turn.

Subject to Damage: A naval base is considered to be inoperative if it has 3 or more damage points. It can't service sea zones, increase sea unit range, or conduct repairs.

Land Units

Infantry, artillery, mechanized infantry, tanks, and AAA (antiaircraft artillery) can attack and defend only in territories. Only infantry, artillery, mechanized infantry, and tanks can capture hostile territories or convert friendly neutrals. All can be carried by transports.

Infantry

Cost: 3

Attack: 1 (2 when supported by artillery)

Defense: 2

Move: 1

Unit Characteristics

Supported by Artillery: When an infantry attacks along with an artillery, the infantry's attack increases to 2. Each infantry must be matched one-for-one with a supporting artillery unit. If your infantry outnumber your artillery, the excess infantry units still have an attack of 1. For example, if you attack with 2 artillery and 5 infantry, 2 of your infantry have an attack of 2 and the rest have an attack of 1. Infantry are not supported by artillery on defense.

Artillery

Cost: 4

Attack: 2

Defense: 2

Move: 1

Unit Characteristics

Supports Infantry and Mechanized Infantry: When an infantry or mechanized infantry attacks along with an artillery its attack increases to 2. Each infantry and/or mechanized infantry must be matched one-for-one with a supporting artillery unit. Artillery doesn't support infantry or mechanized infantry on defense.

Mechanized Infantry

Cost: 4

Attack: 1 (2 when supported by artillery)

Defense: 2

Move: 2

Unit Characteristics

Blitz: A mechanized infantry unit must normally stop when it enters an enemy controlled territory. However, when paired one-for-one with a tank, it can make a blitz movement (see "Tanks," below) along with that tank. The movement of both units must start and end in the same territories.

Supported by Artillery: When mechanized infantry attacks along with an artillery, the mechanized infantry's attack increases to 2. Each mechanized infantry must be matched one-for-one with a supporting artillery unit. If your mechanized infantry outnumber your artillery, the excess mechanized infantry units still have an attack of 1. For example, if you attack with 2 artillery and 5 mechanized infantry, 2 of your mechanized infantry have an attack of 2 and the rest have an attack of 1. Mechanized infantry are not supported by artillery on defense.

Tanks



Cost: 6

Attack: 3

Defense: 3

Move: 2

Unit Characteristics

Blitz: Tanks can "blitz" by moving through an unoccupied hostile territory as the first part of a 2-space move that can end in a friendly or hostile territory. This complete move must occur during the Combat Move phase. By blitzing, the tank establishes control of the first territory before it moves to the next. The second territory can be friendly or hostile, or even the space the tank came from. A tank may not blitz through a territory that contains an enemy unit, even if the unit is an AAA (antiaircraft artillery), industrial complex, air base, or naval base.

Combined Arms: Tanks can be combined with tactical bombers or mechanized infantry.

- Combining a tank and a tactical bomber increases the tactical bomber's attack number from 3 to 4 (see "Tactical Bombers," page 31).
- Each mechanized infantry unit combined with a tank can blitz along with it (see "Mechanized Infantry," above).

AAA (Antiaircraft Artillery)

Cost: 5

Attack: —

Defense: —

Move: 1 (noncombat only)

Unit Characteristics

Limited Move: Normally this unit can be moved only during the Noncombat Move phase. An AAA unit cannot move during the Combat Move phase (other than being carried on a transport if the unit was loaded on a prior turn).

No Combat Value: Even though an AAA unit can defend, either alone or with other units, it has a combat value of 0. This means that an AAA unit cannot fire in the defending units fire step. It can, however, be taken as a casualty. If a territory containing AAA units and no combat units is attacked, the AAA units are automatically destroyed. AAA units may never attack.

10.875" x 16.75" flat sheet folded to 10.875" x 8.375" 4C2S

F3153UU00_Axis_Allies_Europe_1940_I.indd 28-29 1/12/21 11:32 PM

Air Defense: An AAA unit can fire at an air unit only when that unit attacks land and/or air units in the territory containing that AAA unit. AAA units fire only once, before the first round of combat. Each AAA unit in the territory may fire up to 3 shots, but each attacking air unit may be fired upon only once. In other words, the total number of air defense dice rolled is either 3 times the number of AAA units, or the number of attacking air units, whichever is the lesser. For example, 5 fighters attacking a territory containing 2 AAA units would have 5 shots fired against them while those same 5 fighters would have only 3 shots fired against them if there were only 1 defending AAA unit.

Once the number of air defense dice is determined, the dice are rolled. For each "1" rolled, the attacker must choose 1 air unit as a casualty. These casualties are removed immediately and will not participate in the remainder of the battle. This AAA fire occurs immediately before normal combat occurs in the territory containing the AAA unit. AAA units do not defend facilities against strategic or tactical bombing. Facilities have their own built-in air defenses (see "Industrial Complexes and Bases (Facilities)," page 27).

Air Units

Fighters, tactical bombers, and strategic bombers can attack and defend in territories. All can attack in sea zones. Fighters and tactical bombers stationed on carriers can defend in sea zones. All air units can land only in friendly territories or, in the case of fighters and tactical bombers, on friendly aircraft carriers. Your air units can't land in territories you just captured, whether they were involved in the combat or not, or in territories you just converted from friendly neutrals. Air units can move through hostile territories and sea zones as if they were friendly. However, they are exposed to antiaircraft fire during combat whenever they attack a hostile territory that contains an AAA unit. When conducting strategic or tactical bombing raids, bombers are only exposed to the antiaircraft fire from the industrial complex or base, not any AAA units in the territory.

To determine movement range, count each space your air unit enters "after takeoff." When moving over water from a coastal territory or an island group, count the first sea zone entered as 1 space. When flying to an island group, count the surrounding sea zone and the island group itself as 1 space each. When moving a fighter or tactical bomber from a carrier, don't count the carrier's sea zone as the first space—the unit is in that sea zone already. In other words, each time an air unit crosses a boundary between spaces, whether territories or sea zones, it uses 1 movement point.

Air units based on coastal territories and islands normally can't defend adjacent sea zones. An exception to this rule is fighters and tactical bombers in such a territory that has an operative air base. These air units can be scrambled and moved to the adjacent sea zones if they come under attack. Strategic bombers can't be scrambled (see "Scramble," page 16).

You cannot deliberately send air units into combat situations that place them out of range of a place to land afterward. In the Combat Move phase, prior to rolling any battles, you must be able to demonstrate some possible way (however remote the possibility is) for all your attacking air units to land safely that turn. This could include a combination of combat moves. It could also include noncombat moves by a carrier or the mobilization of a new carrier.

In order to demonstrate that an air unit might have a safe landing zone, you may assume that all of your attacking rolls will be hits, and all defending rolls will be misses. You may NOT, however, use a planned retreat of any carrier to demonstrate a possible safe landing zone for any fighter or tactical bomber. Once possible landing zones for all attacking air units have been demonstrated, you have no obligation to guarantee those landing zones for air units in the course of battle. For example, aircraft carriers may freely retreat or be taken as casualties, even if doing so leaves air units with no place to land after combat (such air units will be destroyed at the end of the Noncombat Move phase). However, during noncombat movement and new unit mobilization, you must provide for safe landing of as many air units as possible after all combats are resolved.

If you declared that a carrier will move during the Noncombat Move phase to provide a safe landing zone for a fighter or a tactical bomber moved in the Combat Move phase, you must follow through and move the carrier to its planned location in the Noncombat Move phase unless the air unit has landed safely elsewhere or has been destroyed before then, or a combat required to clear an intervening sea zone failed to do so. Likewise, if you declared that a new carrier will be mobilized to provide a safe landing zone for a fighter or tactical bomber, it must be mobilized in that sea zone unless the air unit has landed safely elsewhere or has been destroyed.

Air units can hit submarines only if a friendly destroyer is in the battle.

Fighters

Cost: 10

Attack: 3

Defense: 4

Move: 4

Unit Characteristics

Carrier Operations: Fighters can land on and take off from a carrier. (See "Aircraft Carriers," page 32.)

Fighter Escorts and Interceptors: Fighters can participate in strategic and tactical bombing raids as escorts or interceptors. Any or all defending fighters based in a territory that is about to be bombed can participate in the defense of the industrial complex and/or bases that are targeted. Escort fighters (those accompanying the bombers) can escort and protect the bombers, and they can originate from any territory or sea zone, range permitting. (See "Strategic and Tactical Bombing Raids," page 16.)

Tactical Bombers

Cost: 11

Attack: 3

Defense: 3

Move: 4

Unit Characteristics

Tactical bombers represent dive bombers in land operations and torpedo or dive bombers in naval operations.

Carrier Operations: Tactical bombers can land on and take off from a carrier. (See "Aircraft Carriers," page 32.)

Air Superiority: Fighters can be combined with tactical bombers. A matched pair of a fighter and a tactical bomber increases the tactical bomber's attack value from 3 to 4.

Combined Arms: Tanks can be combined with tactical bombers. A matched pair of a tank and a tactical bomber increases the tactical bomber's attack value from 3 to 4.

Tactical Bombing Raid: A tactical bomber can either participate in normal combat or make a direct attack against an enemy air or naval base. Such an attack on a facility is a tactical bombing raid (see "Strategic and Tactical Bombing Raids," page 16).

Strategic Bombers

Cost: 12

Attack: 4

Defense: 1

Move: 6

Unit Characteristics

Strategic Bombing Raid: A strategic bomber can either participate in normal combat or make a direct attack against an enemy industrial complex, air base, or naval base. Such an attack on a facility is a strategic bombing raid (see "Strategic and Tactical Bombing Raids," page 16).

Sea Units

Battleships, aircraft carriers, cruisers, destroyers, submarines, and transports move, attack, and defend in sea zones. They can't move into territories. For the sake of these rules, the following are surface warships: battleships, carriers, cruisers, and destroyers. Transports are not warships. Submarines are warships, but they are not surface warships.

All sea units can normally move up to 2 sea zones. An exception to this rule is ships in a sea zone that is serviced by an operative friendly naval base. You can move these ships 3 sea zones when departing from the naval base location (see "Naval Bases," page 28). They can't move through hostile sea zones. If enemy units other than transports or submarines occupy a sea zone, the sea zone is hostile and your sea units end their movement and enter combat. Submarines are an exception: They can pass through a hostile sea zone without stopping, unless there is an enemy destroyer present (see "Destroyers," page 32).

Some sea units can carry other units. Transports can carry only land units. Aircraft carriers can carry fighters and/or tactical bombers, but never strategic bombers.

All surface warships and submarines can conduct convoy disruptions.

Battleships

Cost: 20

Attack: 4

Defense: 4

Move: 2

Unit Characteristics

Capital Ship: Battleships require 2 hits to destroy. If an undamaged battleship is hit once, even by a submarine's Surprise Strike, turn it on its side to mark its damaged status. Don't remove an attacking battleship from play or move a defending battleship behind the casualty strip unless it takes a second hit. If a battleship survives a combat having taken 1 hit, it can be repaired by a visit to an operative friendly naval base (see "Naval Bases," page 28).

Offshore Bombardment: Your battleships (along with your cruisers) can conduct offshore bombardment during an amphibious assault (see "Amphibious Assaults—Step 2. Battleship and Cruiser Bombardment," page 18).

10.875" x 16.75" flat sheet folded to 10.875" x 8.375" 4C2S

F3153UU00_Axis_Allies_Europe_1940_I.indd 30-31 1/12/21 11:32 PM

Aircraft Carriers

Cost: 16

Attack: 0

Defense: 2

Move: 2

Unit Characteristics

Capital Ship: Aircraft carriers require 2 hits to destroy. If an undamaged carrier is hit once, even by a submarine's Surprise Strike, turn it on its side to mark its damaged status. Don't remove an attacking carrier from play or move a defending carrier behind the casualty strip unless it takes a second hit. If a carrier survives a combat having taken 1 hit, it can be repaired by a visit to an operative friendly naval base (see "Naval Bases," page 28).

Carry Aircraft: An aircraft carrier can carry up to 2 air units, including those belonging to friendly powers (provided both powers are at war). These air units may be of two types: fighters and tactical bombers. Air units on a friendly power's carrier are always treated as cargo on the carrier owner's turn.

Carrier aircraft move independently of the carrier on their own turn. They move along with the carrier on its turn if they belong to different powers. On the air units' turn, they launch before the carrier moves, even if they are not leaving the sea zone themselves. It's possible for the carrier to make a combat movement while leaving its aircraft behind to make a noncombat movement later.

During noncombat movement, fighters and tactical bombers may use their remaining movement to move into sea zones with carriers in order to land on them. Carriers may also move, providing that they didn't move during combat movement or participate in combat. In fact, a carrier must move if it's able, or remain in place, in order to provide a landing space for an air unit that would not otherwise have one. Landing doesn't actually occur until the Mobilize New Units phase, so air units and carriers must end their movement in the same sea zone. Any air units that are not in an eligible landing space by the end of the Noncombat Move phase are destroyed (note that a sea zone in which a new carrier will be placed during the Mobilize New Units phase in an eligible landing space).

A damaged carrier can't conduct air operations, which means that no air units may take off from or land on it. Any guest air units that were on board the carrier as cargo at the time when it was damaged are trapped onboard and can't leave, attack, or defend until the carrier is repaired. Any air units that planned to land on the carrier must find another landing space by the end of noncombat movement or be destroyed. (See "Phase 4: Noncombat Move," page 22.)

Air Defense: Whenever an undamaged carrier is attacked, its aircraft (even those belonging to friendly powers) are considered to be defending in the air and fight normally, even if only submarines are attacking and the air units cannot hit them because there is no defending destroyer.

Air units based on a defending carrier must land on the same carrier if possible after the battle. If that carrier is destroyed or damaged in combat, they must try to land on a different friendly carrier in the same sea zone, move 1 space to a friendly carrier or territory, or be destroyed. This movement occurs during the Noncombat Movement phase, before the acting player makes any noncombat movements.

When a damaged carrier is attacked, any air units on board are considered cargo and can't defend. If the carrier is lost, they are lost along with it.

Cruisers

Cost: 12

Attack: 3

Defense: 3

Move: 2

Unit Characteristics

Offshore Bombardment: Your cruisers (along with your battleships) can conduct offshore bombardment during an amphibious assault (see "Amphibious Assaults—Step 2. Battleship and Cruiser Bombardment," page 18).

Destroyers

Cost: 8

Attack: 2

Defense: 2

Move: 2

Unit Characteristics

Anti-Sub Vessel: Destroyers are specially equipped for anti-submarine warfare. As a result, they have the capability of cancelling many of the unit characteristics of enemy submarines.

A destroyer cancels the Treat Hostile Sea Zones as Friendly unit characteristic of any enemy submarine that moves into the sea zone with it. This means that the submarine must immediately end its movement, whether combat or noncombat, upon entering the sea zone. If a submarine ends its combat movement in a sea zone with an enemy destroyer, combat will result.

If a destroyer is in a battle, it cancels the following unit characteristics of all enemy submarines in that battle: Surprise Strike, Submersible, and Can't Be Hit by Air Units. Note that destroyers belonging to a power friendly to the attacker that happen to be in the same sea zone as the battle don't actually participate in it, therefore they don't cancel any of these abilities of defending submarines.

Submarines

Cost: 6

Attack: 2

Defense: 1

Move: 2

Unit Characteristics

Submarines have several unit characteristics. Most of them are cancelled by the presence of an enemy destroyer.

Surprise Strike: Both attacking and defending submarines can make a Surprise Strike by firing before any other units fire in a sea battle. As detailed in step 2 of the General Combat sequence (page 18), submarines make their rolls before any other units, unless an enemy destroyer is present in the battle. If neither side was eligible for a Surprise Strike, there is no step 2. Players move directly to step 3 of the General Combat sequence.

Submersible: A submarine has the option of submerging. It can do this anytime it would otherwise make a Surprise Strike. The decision is made before any dice are rolled by either side (the attacker decides first) and takes effect immediately. When a submarine submerges, it's immediately removed from the battle strip and placed back on the map. As a result, it can no longer fire or take hits in that combat. However, a submarine can't submerge if an enemy destroyer is present in the battle.

On Station: Each submarine in a convoy sea zone is considered to be "On Station." As such, it's spending more time in the sea zone and is more focused on locating and destroying convoys. While "On Station," each submarine rolls 2 dice when disrupting a convoy (see "Conduct Convoy Disruptions," page 24).

Treat Hostile Sea Zones as Friendly: A submarine can move through a sea zone that contains enemy units, either in combat or noncombat movement. However, if a submarine enters a sea zone containing an enemy destroyer, it must end its movement there. If it ends its combat move in a hostile sea zone, combat will occur.

Doesn't Block Enemy Movement: The "stealth" ability of submarines also allows enemy ships to ignore their presence. Any sea zone that contains only enemy submarines doesn't stop the movement of a sea unit. Sea units ending their combat movement in a sea zone containing only enemy submarines may choose to attack them or not. Sea units can also end their noncombat movement in a sea zone containing only enemy submarines.

Can't Hit Air Units: When attacking or defending, submarines can't hit air units.

Can't Be Hit by Air Units: When attacking or defending, hits scored by air units can't be assigned to submarines unless there is a destroyer that is friendly to the air units in the battle.

Transports

Cost: 7

Attack: 0

Defense: 0

Move: 2

Unit Characteristics

No Combat Value: Even though a transport can attack or defend, either alone or with other units, it has a combat value of 0. This means that a transport can't fire in the attacking units' or the defending units' fire steps. Transports may not attack in a sea battle without being accompanied by at least 1 unit with an attack value.

Doesn't Block Enemy Movement: Any sea zone that contains only enemy transports doesn't stop the movement of a sea unit. Air or sea units with an attack value ending their combat movement in a sea zone containing only enemy transports automatically destroy those transports (unless they are ignoring them to support an amphibious assault instead). This counts as a sea combat for those sea units. Sea units can also end their noncombat movement in a sea zone containing only enemy transports, in which case there would be no combat.

Chosen Last: Transports can be chosen as casualties only if there are no other eligible units. Normally this will occur when only transports are left, but it can also occur under other circumstances. For example, air units attacking transports and submarines will hit the transports because they can't hit the submarines without an attacking destroyer present.

Carry Land Units: A transport can carry land units belonging to you or to friendly powers (provided both powers are at war). Its

10.875" x 16.75" flat sheet folded to 10.875" x 8.375" 4C2S

F3153UU00_Axis_Allies_Europe_1940_I.indd 32-33 1/12/21 11:32 PM

capacity is any 1 land unit, plus 1 additional infantry. Thus, a full transport may carry 2 infantry or 1 tank, mechanized infantry, artillery, or AAA unit plus 1 infantry. A transport can't carry an industrial complex, an air base, or a naval base. Land units on a transport are cargo; they can't attack or defend while at sea and are destroyed if their transport is destroyed.

Loading and Offloading: A transport can load cargo in friendly sea zones before, during, and after it moves. A transport can pick up cargo, move 1 sea zone, pick up more cargo, move 1 more sea zone, and offload the cargo at the end of its movement. It can also remain at sea with the cargo still aboard (but only if the cargo remaining aboard was loaded in a previous turn, was loaded this turn in the Noncombat Move phase, or was loaded this turn for an amphibious assault from which the transport retreated).

Loading onto and/or offloading from a transport counts as a land unit's entire move; it can't move before loading or after offloading. Place the land units alongside the transport in the sea zone. If the transport moves in the Noncombat Move phase, any number of units aboard can offload into a single friendly territory.

Land units belonging to friendly powers must load on their owner's turn, be carried on your turn, and offload on a later turn of their owner. This is true even if the transport remains in the same sea zone.

Whenever a transport offloads, it can't move again that turn. If a transport retreats, it can't offload that turn. A transport can't offload in two territories during a single turn, nor can it offload cargo onto another transport. A transport can't load or offload while in a hostile sea zone. Remember that hostile sea zones contain enemy units, but that for purposes of determining the status of a sea zone, submarines and transports are ignored.

A transport can load and offload units without moving from the friendly sea zone it's in (this is known as "bridging"). Each such transport is still limited to its cargo capacity. It can offload in only one territory, and once it offloads, it can't move, load, or offload again that turn.

Amphibious Assaults: A transport can take part in an amphibious assault step of the Conduct Combat phase. That is the only time a transport can offload into a hostile territory.

During an amphibious assault, a transport must either offload all units that were loaded during the Combat Move phase or retreat during sea combat. It can also offload any number of units owned by the attacking power that were already on board at the start of the turn.

GLOBAL RULES

The rules in this section describe how to combine **Axis & Allies** *Europe 1940* with **Axis & Allies** *Pacific 1940* to play them together as a single game: **Axis & Allies** *Global 1940*. These rules replace their counterpart rules in *Europe 1940* and *Pacific 1940*.

Follow the rules and setup information found in both *Europe 1940* and *Pacific 1940* unless otherwise indicated in this rules set. Consult the *Europe 1940* rulebook when looking for rules dealing with the basic game system, including combat movement, conducting combat, noncombat moment, unit profiles, and so on. Consult the *Pacific 1940* rulebook when dealing with game systems unique to that game, such as Kamikaze strikes, rules specific to China, and so on. If you know how to play the two games individually, you mostly know how to play the combined game already.

How the War is Won

The Axis wins the game by controlling either any 8 victory cities on the Europe map or any 6 victory cities on the Pacific map for a complete round of play (ending with the next turn of the Axis power that captured the final required city), as long as they control an Axis capital (Berlin, Rome, or Tokyo) at the end of that round.

The Allies win by controlling Berlin, Rome, and Tokyo for a complete round of play (ending with the next turn of the Allied power that captured the third capital), as long as they control an Allied capital (Washington, London, Paris, or Moscow) at the end of that round.

Number of Players

This game can be played by two to six players. If you control more than one power, keep those powers' income and units separate. You can conduct operations for only one power at a time. Split control of the powers between the players as follows:

Two players

Player 1: Axis powers / *Player 2:* Allied powers

Three players

Player 1: Axis powers / *Player 2:* Soviet Union, United States, and China / *Player 3:* United Kingdom, ANZAC, and France

Four players

Player 1: Axis powers / *Player 2:* Soviet Union and France / *Player 3:* United States and China / *Player 4:* United Kingdom and ANZAC

Five players

Player 1: Germany and Italy / *Player 2:* Japan / *Player 3:* Soviet Union and France / *Player 4:* United States and China / *Player 5:* United Kingdom and ANZAC

Six players

Player 1: Germany / *Player 2:* Japan / *Player 3:* Italy / *Player 4:* Soviet Union and France / *Player 5:* United States and China / *Player 6:* United Kingdom and ANZAC

Setup

Link the western edge of the *Pacific 1940* map with the eastern edge of the *Europe 1940* map. The combined board wraps around horizontally: Territories and sea zones on the eastern edge of the map are adjacent to territories and sea zones on the western edge (see "Movement Between Maps," below).

Set up units as shown on the setup charts found in *Pacific 1940* and *Europe 1940*. Additionally, place the following units:

Amur: 6 Soviet Infantry
Sakha: 6 Soviet Infantry and 2 Soviet AAA
Buryatia: 6 Soviet Infantry
Egypt: 2 ANZAC Infantry (also, remove 1 United Kingdom infantry)

The powers start with the following IPC income levels and treasuries:

Power	Starting Income
Germany	30
Soviet Union	37
Japan	26
United States	52
China	12
United Kingdom – Europe	28
United Kingdom – Pacific	17
Italy	10
ANZAC	10
France	19

You can keep track of IPC treasuries during the game using the IPC Tracking Chart on page 41.

Order of Play

Use the following order of play. Powers take their turns in this order regardless of which player controls them.

1. Germany
2. Soviet Union
3. Japan
4. United States
5. China
6. United Kingdom
7. Italy
8. ANZAC
9. France

Global United Kingdom Rules

One Power, Two Economies

The United Kingdom is one power that has two separate economies: Europe and Pacific. The income levels and IPC treasuries for the two economies are tracked separately. The "Union Jack" national control markers are for tracking the Pacific economy's income level on the National Production Chart.

The Europe economy includes all of the territories controlled by United Kingdom on the Europe map. London is its regional capital. The Pacific economy includes all of the territories controlled by United Kingdom on the Pacific map. Calcutta is its regional capital. There are two exceptions to this regional division. West India, on the Europe map, is part of the Pacific economy, and the North American territories on the Pacific map are part of the Europe economy.

Research and Development

Either economy can pay all or part of the cost of conducting Research and Development. The results apply to the power as a whole.

Purchase and Repair

Each of United Kingdom Europe and Pacific makes its own separate purchases and repairs.

Combat Moves, Conduct Combat, and Noncombat Moves

All combat moves, combat, and noncombat moves are made or conducted as any other power's single, united force.

Mobilize New Units

United Kingdom mobilizes its new combat units purchased by each economy at industrial complexes that fall under that economy. It mobilizes its new facilities purchased by each economy in territories that fall under that economy.

Collect Income

Each of the two economies' incomes should be separately collected and maintained. This includes any income deducted for convoy disruptions or awarded for national objective income.

Capture of One of the United Kingdom's Regional Capitals

If one of the regional capitals is captured by the Axis, it will surrender any unspent IPCs that its economy has in its treasury to the capturing power. An economy whose capital is held by the Axis can't collect income, spend IPCs, or repair units. The free regional capital may never collect IPCs that would normally go to the captured regional capital, even if such territories are recaptured from the Axis. Other Allied powers can temporarily take control of any original United Kingdom territory that would otherwise be liberated when its regional capital (London or Calcutta) has been captured by the Axis.

Capture of an Axis Capital

If Berlin or Rome is captured by the United Kingdom, the IPCs go to the Europe economy's treasury. If Tokyo is captured, the IPCs go to the Pacific economy's treasury. This applies even if the receiving economy's regional capital is held by the Axis.

Movement Between Maps

The east and west edges of the boards mark the border lines between territories and sea zones.

The Canadian territory of Alberta/Saskatchewan/Manitoba on the Europe map is adjacent to the Western Canada territory on the Pacific map.

Central United States is adjacent to Western United States.

Southeastern Mexico is adjacent to Mexico.

The following sea zones are adjacent to one another:

Zone	Adjacent To
11	64
28	64
51	64, 65 & 66
52	66
64	11, 28 & 51
65	51
66	51 & 52

10.875" x 16.75" flat sheet folded to 10.875" x 8.375" 4C2S
F3153UU00_Axis_Allies_Europe_1940_I.indd 34-35
1/12/21 11:32 PM

Political Situation, National Objectives, and Bonus Income

Germany, Japan, and Italy make up the Axis. For the moment, the United Kingdom (including Canada), ANZAC, France, and China make up the Allies. The United States and the Soviet Union are neutral. During this period, many other countries tried to remain neutral as well. As the war became global, many neutrals were forced to join one side or the other.

These rules replace the Political Situation and the National Objectives and Bonus Income rules in **Axis & Allies** *Pacific 1940* and **Axis & Allies** *Europe 1940*, except for the rules on Dutch territories on page 9 of the *Pacific 1940* rulebook and the rules on neutral territories on pages 10 and 11 of this rulebook.

Germany

With Germany positioned in Holland/Belgium and poised to continue its attack on France, what remains of the French army and some assorted Allied units are all that stands between it and Paris. With the bulk of its army and air force in Belgium, Germany finds itself in no position to attack the Soviet Union, at least for the moment.

Political Situation: Germany is at war with France, the United Kingdom, and ANZAC. Germany may declare war on the United States, the Soviet Union, or China at the beginning of the Combat Move phase of any of its turns. A state of war between Germany and one of these three powers won't affect its relations with the other two.

National Objective and Bonus Income: Germany's objective is "Lebensraum" (living space). Extra space was needed for the growth of the German population for a greater Germany. To reflect this objective, Germany collects bonus IPC income during each of its Collect Income phases in the following situations.

When Germany Is Not at War with the Soviet Union:

- 5 IPCs representing wheat and oil from the Soviet Union. *Theme:* Beneficial trade with the Soviet Union.

When Germany Is at War with the Soviet Union:

- 5 IPCs per territory if Germany controls Novgorod (Leningrad), Volgograd (Stalingrad), and/or Russia (Moscow). *Theme:* High strategic and propaganda value.
- 5 IPCs if an Axis power controls Caucasus. *Theme:* Control of vital Soviet oil production.

When Germany Is at War with the United Kingdom and France:

- 5 IPCs if at least 1 German land unit is in Axis-controlled Egypt. *Theme:* Gateway to the Middle East oilfields (high propaganda value).
- 5 IPCs if Germany controls both Denmark and Norway while Sweden is neither pro-Allies nor Allies-controlled. *Theme:* Access to iron ore and other strategic resources.
- 2 IPCs per territory if Germany controls Iraq, Persia, and/or Northwest Persia. *Theme:* Access to strategic oil reserves.

Soviet Union

The country is recovering from Stalin's deep purge of its military officer corps, which has shaken the Red Army to its very core. Combine this with its recent military disaster in Finland, and we find the Soviet Union more than happy to enter into a secret agreement with Germany. This secret agreement, known as the Molotov-Ribbentrop Pact, assures that the Soviet Union will remain neutral should Germany go to war in Europe. It also permits each power to expand its sphere of influence in Eastern Europe without interference from the other. In the East, the Soviet Union, along with Mongolia, has recently concluded a border war with Japan (see page 37), which ended in a cease-fire agreement.

Political Situation: The Soviet Union begins the game at war with no one. The Soviet Union may not declare war on any European Axis power before turn 4 unless first declared war upon by a European Axis power or London is captured by an Axis power. It may declare war on Japan at the beginning of the Combat Move phase of any of its turns.

Due to its separate treaties with Germany and Japan, the Soviet Union is in a unique position in its relationship with the Axis powers. As a result, if the Soviet Union is at war with Axis powers on only one map, it is still under the restrictions of being a neutral power (see "Powers Not at War with One Another," page 15) on the other map, and Axis powers on the other map are also still under those restrictions regarding the Soviet Union on both maps. For example, a state of war with only Japan lifts the neutrality restrictions from the Soviet Union on the Pacific map only, and allows Japanese units to attack or fly over Soviet-controlled territories on either map. However, the Soviet Union is still restricted on the Europe map, and Germany and Italy must still treat the entire Soviet Union as a neutral power, and may not move units into or through any original Soviet territories or Soviet-controlled territories. At the same time, Allied powers may move units into or through Pacific original Soviet territories and Soviet-controlled territories, but not European ones.

National Objective and Bonus Income: Fear of foreign invasion grows by the day in Moscow. The Soviet Union's objective is a security buffer of foreign territory. To reflect this objective, the Soviet Union collects bonus IPC income during each of its Collect Income phases in the following situations.

When the Soviet Union Is at War in Europe:

- 5 IPCs if the convoy in sea zone 125 is free of Axis warships, Archangel is controlled by the Soviet Union, and there are no units belonging to other Allied powers present in any territories originally controlled by the Soviet Union. *Theme:* National prestige and access to Allied Lend-Lease material.
- 3 IPCs for each territory that the Soviet Union controls that was originally German, Italian, or pro-Axis neutral. *Theme:* Propaganda value and spread of communism.
- 10 IPCs (one time only) the first time the Soviet Union controls Germany (Berlin). *Theme:* National prestige.

Japan

With Japan's signature, the Tripartite Pact with Germany and Italy will be concluded shortly, formalizing the Axis alliance. Also, Japan has recently concluded a border war with the Soviet Union and Mongolia (see page 36), which ended in a cease-fire agreement.

Political Situation: At the beginning of the game, Japan is at war only with China. Japan considers movement of units into China by any other Allied power as an act of war against it. When not yet at war with the United States, in addition to the normal restrictions (see "Powers Not at War with One Another," page 15), Japan may not end the movement of its sea units within 2 sea zones of the United States' mainland territories (Western United States and Alaska). Japan may declare war on the United Kingdom, ANZAC, the United States, France, or the Soviet Union at the beginning of the Combat Move phase of any of its turns. A declaration of war by Japan against either the United Kingdom or ANZAC will immediately result in a state of war between Japan and both of those powers. A state of war between Japan and France or between Japan and the Soviet Union will not affect relations between Japan and the United States, and vice versa. Japan may attack Dutch territories only if a state of war exists between it and the United Kingdom and ANZAC.

National Objective and Bonus Income: Japan's objective is "The Greater East Asia Co-Prosperity Sphere" (Asia for the Asians). To reflect this objective, Japan collects bonus IPC income during each of its Collect Income phases in the following situations:

When Japan Is Not at War with the United States:

- 10 IPCs if Japan is not at war with the United States, has not attacked French Indo-China, and has not made an unprovoked declaration of war against United Kingdom-ANZAC. *Theme:* Strategic resource trade with the United States.

When Japan Is at War with the Western Allies (United States, United Kingdom-ANZAC and/or France):

- 5 IPCs if Axis powers control all of the following territories: Guam, Midway, Wake Island, Gilbert Islands, and Solomon Islands. *Theme:* Strategic outer defense perimeter.
- 5 IPCs per territory if Axis powers control India (Calcutta), New South Wales (Sydney), Hawaiian Islands (Honolulu) and/or Western United States (San Francisco). *Theme:* Major Allied power centers.
- 5 IPCs if Axis powers control all of the following territories: Sumatra, Java, Borneo, and Celebes. *Theme:* Strategic resource centers.

United States

The United States, wanting to remain neutral, nonetheless has strong pro-Allies sentiments. Separated from world conflicts by two great oceans, it's particularly anxious to not once again get involved in another European war only twenty-some years after the last one. With its military standing ranked no higher than 12th or 14th in the world, and with a serious isolationist mood in the country, only with the outrage felt by its people by a sudden and deliberate attack by an Axis power will the United States end its neutrality and go to war. However, the growing danger presented by the strengthening of the Axis powers may soon force it to reconsider this position.

Political Situation: The United States begins the game at war with no one. In addition to the normal restrictions (see "Powers Not at War with One Another," page 15), while it's not at war with Japan, the United States may not move any units into or through China or end the movement of its sea units in sea zones that are adjacent to Japan-controlled territories. While not at war with Germany or Italy, the United States may end the movement of its sea units on the Europe map only in sea zones that are adjacent to U.S. territories, with one exception: U.S. warships (not transports) may also

10.875" x 16.75" flat sheet folded to 10.875" x 8.375" 4C2S
F3153UU00_Axis_Allies_Europe_1940_I.indd 36-37
1/12/21 11:32 PM

conduct long-range patrols into sea zone 102. The United States may not declare war on any Axis power unless an Axis power either declares war on it first or captures London or any territory in North America, or Japan makes an unprovoked declaration of war against the UK or ANZAC, after which it may declare war on any or all Axis powers on its following turn. However, if it's not yet at war by the Collect Income phase of its third turn, the United States may declare war on any or all Axis powers at the beginning of that phase. This is an exception to the rules for declaring war (see "Declaring War," page 12), which may normally be done only at the beginning of the Combat Move phase.

National Objective and Bonus Income: The objective of the United States is to become "the Arsenal of Democracy" and defeat the Axis powers. To reflect this objective, the United States collects bonus IPC income during each of its Collect Income phases in the following situations:

When the United States Is at War:

- 10 IPCs if the United States controls all of the following territories: Eastern United States, Central United States, and Western United States. *Theme:* Basic national sovereignty.
- 5 IPCs if the United States controls all of the following territories: Alaska, Aleutian Islands, Hawaiian Islands, Johnston Island, and Line Islands. *Theme:* National sovereignty issues.
- 5 IPCs if the United States controls all of the following territories: Mexico, South Eastern Mexico, Central America, and West Indies. *Theme:* Defense treaty and trade obligations.
- 5 IPCs if the United States controls Philippines. *Theme:* Center of American influence in Asia.
- 5 IPCs if there is at least 1 United States land unit in the territory France. *Theme:* Great Alliance collaboration.

China

Japanese expansion into China in the early 1930s was designed to not only control China's resources, but also to eliminate British, American, and Soviet influence in the area. Japan wants to isolate China from all external aid.

Political Situation: China begins the game at war with Japan. China can't declare war on a European Axis power unless one of those powers first either declares war on China or moves units into a territory into which Chinese units are allowed to move. A state of war between China and one Axis power won't affect its relations with the other Axis powers.

National Objective and Bonus Income: China's objective is to resist Japanese expansion into China and establish support from other powers in the struggle against Japan. To reflect this objective, China collects bonus IPC income during each of its Collect Income phases in the following situation.

When China Is at War:

- 6 IPCs if the Burma Road is totally open. Allied powers must control India, Burma, Yunnan, and Szechwan for this to occur. China is also permitted to purchase artillery (represented by U.S. pieces) if the Burma Road is open. *Theme:* Chinese military supply line corridor.

United Kingdom

The United Kingdom has barely completed the evacuation of its own as well as Allied forces from Dunkirk. An invasion of the United Kingdom looms as a real possibility. The Battle of Britain is about to commence.

Political Situation: The United Kingdom, along with France, begins the game at war with Italy and Germany. The United Kingdom may declare war on Japan at the beginning of the Combat Move phase of any of its turns, resulting in a state of war between Japan and both the United Kingdom and ANZAC. When not yet at war with Japan, in addition to the normal restrictions (see "Powers Not at War with One Another," page 15), the United Kingdom may not move units into or through China. It may, however, take control of Dutch territories (gaining their IPC income) by moving *land* units into them as a noncombat movement, as long as they have not yet been captured by an Axis power. Additionally, the United Kingdom considers attacks against any Dutch territories to be acts of war against it directly.

National Objective and Bonus Income: The United Kingdom's objective is "The British Empire"—to retain control of its old centers of power. To reflect this objective, the United Kingdom Europe and Pacific economies (see "Global United Kingdom Rules," page 35) collect bonus IPC income during each of the United Kingdom's Collect Income phases in the following situations.

When the United Kingdom Is at War in Europe (awarded to the Europe economy):

- 5 IPCs if the United Kingdom controls all of its original territories in its European economy (see page 35). *Theme:* Maintenance of the empire considered vital national objective.

When the United Kingdom Is at War with Japan (awarded to the Pacific economy):

- 5 IPCs if the United Kingdom controls both Kwangtung and Malaya. *Theme:* Maintenance of the empire considered vital national objective.

Italy

Political Situation: At the beginning of the game, Italy is at war with France, the United Kingdom, and ANZAC. Italy may declare war on the United States, the Soviet Union, or China at the beginning of the Combat Move phase of any of its turns. A state of war between Italy and one of these three powers will not affect its relations with the other two.

National Objective and Bonus Income: Italy's objective is "Mare Nostrum" (Our Sea). Mussolini wanted to reestablish the greatness of the Roman Empire. This could best be demonstrated by controlling the entire Mediterranean basin. To reflect this objective, Italy collects bonus IPC income during each of its Collect Income phases in the following situations.

When Italy Is at War:

- 5 IPCs if there are no Allied surface warships in the Mediterranean sea (sea zones 92 through 99). *Theme:* Propaganda and strategic advantage.
- 5 IPCs if Axis powers control at least 3 of the following territories: Gibraltar, Southern France, Greece, and Egypt. *Theme:* Stated national objectives—Greater Roman Empire.
- 5 IPCs if Axis powers control all of the following territories: Morocco, Algeria, Tunisia, Libya, Tobruk, and Alexandria. *Theme:* Stated North African military objectives.
- 2 IPCs per territory if Italy controls Iraq, Persia, and/or Northwest Persia. *Theme:* Access to strategic oil reserves.

ANZAC

Tension and suspicion of Japanese military expansion in Asia undermines the Australian–New Zealand Army Corps's sense of security.

Political Situation: ANZAC begins the game at war with Germany and Italy, both of which are on the other side of world. ANZAC may declare war on Japan at the beginning of the Combat Move phase of any of its turns, resulting in a state of war between Japan and both ANZAC and the United Kingdom. When not yet at war with Japan, in addition to the normal restrictions (see "Powers Not at War with One Another," page 15), ANZAC may not move units into or through China. It may, however, take control of Dutch territories (gaining their IPC income) by moving *land* units into them as a noncombat movement, as long as they have not yet been captured by an Axis power. Additionally, ANZAC considers attacks against any Dutch territories to be acts of war against it directly.

National Objective and Bonus Income: ANZAC's objective is to assist the United Kingdom militarily and assure its own defense of Australia and New Zealand. To reflect this objective, ANZAC collects bonus IPC income during each of its Collect Income phases in the following situations.

When ANZAC Is at War with Japan:

- 5 IPCs if an Allied power controls Malaya and ANZAC controls all of its original territories. *Theme:* Malaya considered strategic cornerstone to Far East British Empire.
- 5 IPCs if the Allies (not including the Dutch) control Dutch New Guinea, New Guinea, New Britain, and the Solomon Islands. *Theme:* Strategic outer defense perimeter.

France

France finds itself fighting for its very existence, and if history repeats itself, it will fall to a successful German invasion.

Political Situation: France is at war with Germany and Italy. France may declare war on Japan at the beginning of the Combat Move phase of any of its turns.

Controlling Player: The player controlling France will manage all the events related to France that occur during any power's turn. France will be managed as a separately controlled power, including the French IPC economy. For purposes of simplification, this game doesn't deal with the German installment of the Vichy government in France.

Troop Bonus: When the territory France is liberated by the Allies, the player controlling France immediately places his or her choice of up to 12 IPCs' worth of any French units on the territory France for free. This happens only once per game. *Theme:* National liberation and national prestige.

Additional Rules

The industrial complexes in Eastern United States, Central United States, and Western United States begin the game as minor complexes. They are upgraded to major complexes at no cost when the United States enters a state of war and may be used as such immediately. They may be upgraded prior to that time in the normal way.

San Francisco is not considered to be a capital, so the United States doesn't lose its unspent IPCs if Western United States is captured by an enemy power.

Soviet-Mongolian Defense Pact: Due to their mutual border conflict with Japan in 1939, the Soviet Union and Mongolia have a special relationship. The Mongolian territories (Olgiy, Dzavhan, Tsagaan-Olom, Central Mongolia, Ulaanbaatar, and Buyant-Uhaa) will never become pro-Axis unless one or more of them is attacked by the Soviet Union. Also, if Japan attacks any Soviet-controlled territory that is adjacent to any Mongolian territory, all Mongolian territories that are still strict neutral or pro-Allies, or have joined the Allies as a result of a failed Japanese attack, will be placed under the control of the Soviet Union at the end of Japan's Conduct Combat phase. This will be done in the same manner as though the Soviet Union had moved land units into a friendly neutral territory (see "Friendly Neutrals," page 10). These territories will have Soviet control markers placed on them, and their standing army units will be placed on

10.875" x 16.75" flat sheet folded to 10.875" x 8.375" 4C2S
F3153UU00_Axis_Allies_Europe_1940_I.indd 38-39
1/12/21 11:32 PM

the board using Soviet pieces and will be controlled by the Soviet Union player from then on. This will occur regardless of the state of relations between the Soviet Union and Japan at the time of the attack, with one exception: If the Soviet Union has attacked Korea or any Japanese-controlled territory bordering these Mongolian territories while Mongolia was still a strict neutral, Mongolia will remain neutral and not ally itself with the Soviet Union.

In all other respects and for all other purposes, the Mongolian territories are treated as any other strict neutral territory. For example, if a Mongolian territory is attacked by Japan while still a strict neutral, all of the other strict neutral territories will become pro-Allies.

Optional Rule: Research and Development

Using this rule, you may attempt to develop improved military technology. If you decide to use Research & Development, it becomes the new phase 1 of the turn sequence, bumping the other phases up a number.

China may not do Research and Development.

Research and Development Sequence

1. Buy research dice
2. Roll research dice
3. Roll breakthrough die
4. Mark developments

Step 1: Buy Research Dice

Each research die costs 5 IPCs. Buy as many as you wish, including none.

Step 2: Roll Research Dice

Roll each of your purchased research dice.

Success: If you roll at least one “6”, you have successfully made a technological breakthrough. Continue to step 3.

Failure: If you don’t roll a “6”, your research has failed.

Step 3: Roll Breakthrough Die

If your research was successful, choose one of the two breakthrough charts (below and next page) and roll a die to see which technological advance you get. If you roll an advance that you already have, roll again until you get one that you don’t have.

Step 4. Mark Developments

If your research was successful, place one of your national control markers inside the appropriate advancement box on the Research and Development chart. Your development becomes effective immediately.

Any number of powers may develop the same technology, but powers can’t share their technology.

Breakthrough Chart 1

1. **Advanced Artillery.** Each of your artillery units can now provide greater support. One artillery unit can support up to 2 infantry and/or mechanized infantry units per attack. Up to 2 infantry and/or mechanized infantry units when coupled with 1 artillery unit have attack values of 2.
2. **Rockets.** Your air bases can now launch rockets. During the Strategic and Tactical Bombing Raids step of your Conduct Combat phase each turn, each of your operative air bases can make a single rocket attack against an enemy industrial complex, air base, or naval base within 4 spaces of it. This attack does one die roll of damage to that facility. Rockets may not be fired over neutral territories.
3. **Paratroopers.** Up to 2 of your infantry units in each territory with an operative friendly air base can be moved to an enemy-controlled territory 3 or fewer spaces away that is being attacked by your land units from adjacent territories and/or by amphibious assault. When moving, paratroopers must obey the same restrictions that air units do. If the territory being attacked has AAA (antiaircraft artillery) units, the paratrooper infantry units are subject to antiaircraft fire in the same way as air units. If attacking along with land units from adjacent territories, paratroopers may retreat as normal.
4. **Increased Factory Production.** Each of your industrial complexes can now produce additional units beyond their normal production ability. Major industrial complexes can mobilize up to 12 units, and minor ones can mobilize up to 4 units. Also, when repairing a damaged industrial complex, you can remove 2 damage markers for the cost of 1 IPC (in other words, half price). The maximum damage that can be applied to your industrial complexes is not increased.
5. **War Bonds.** During your Collect Income phase, roll a die and collect that many additional IPCs.
6. **Improved Mechanized Infantry**. Each of your mechanized infantry units that is paired up with a tank or an artillery now has an attack value of 2. Also, your mechanized infantry may now blitz without being paired with a tank.

Breakthrough Chart 2

1. **Super Submarines.** The attack value of your submarines is now 3 instead of 2.
2. **Jet Fighters.** The attack value of your fighters is now 4 instead of 3. In addition, during bombing raids your escorting or intercepting fighters now hit on a “1” or “2” instead of just a “1”.
3. **Improved Shipyards.** Your sea units are now cheaper to build. Use these revised costs:

Unit	IPC cost
Battleship	17
Aircraft Carrier	13
Cruiser	9
Destroyer	7
Transport	6
Submarine	5

4. **Radar.** Your antiaircraft fire, both from AAA (antiaircraft artillery) units and facilities, now hits on a “1” or “2” instead of just a “1”.
5. **Long-Range Aircraft.** All of your air units’ ranges are increased by 1 space.
6. **Heavy Bombers.** Your strategic bombers are now heavy bombers. When attacking, whether in a battle or a strategic bombing raid, roll two dice for each bomber and select the best result.

IPC TRACKING CHART



10.875" x 16.75" flat sheet folded to 10.875" x 8.375" 4C2S

F3153UU00_Axis_Allies_Europe_1940_I.indd 40-41 1/12/21 11:32 PM

AXIS & ALLIES GAME PIECE DIRECTORY

	Control Marker	Infantry	Artillery	Antiaircraft Artillery	Mechanized Infantry	Tank	Fighter	Tactical Bomber	Strategic Bomber	Battleship	Aircraft Carrier	Cruiser	Destroyer	Submarine	Naval Transport
US			105mm Howitzer	M1 90mm	M5	Sherman	P-38	SBD	B-17	Iowa	Wasp	Portland	Johnston	Ray	Liberty Ship
UK			25 Pounder	QF 3.7 inch	Priest	Matilda II	Spitfire	Mosquito	Halifax	Royal Oak	Illustrious	Kent	Saumarez	Truculent	Same as US
France			Same as USSR	Same as USSR	Same as USSR	Same as USSR	Same as USSR	Same as USSR	Same as USSR	Same as USSR	Same as UK	Same as USSR	Same as USSR	Same as USSR	Same as USSR
China			N/A	N/A	N/A	N/A	N/A	N/A	N/A	N/A	N/A	N/A	N/A	N/A	N/A
USSR			152mm Howitzer	M1939 85mm	ZIS 42 Halftrack	T-34	MiG 3	IL-2 Sturmovik	Petlyakov PE-8	Gangut	Same as UK	Kirov	Gnevnyi	Srednyaya	Baltic Timber Ship
ANZAC			BL 5.5 inch	L/70 40mm	Ram-Kangaroo	AC 1 Sentinel	CA-12	TB.Mk.I	PV-1	Warspite	Majestic	Same as UK	Tribal	S	Monowai
Germany			10.5cm Howitzer	Flak 41 8.8cm	sdkfz 251 Halftrack	Panther	BF-109	JU-87 Stuka	JU-88	Bismarck	Graf Zeppelin	Hipper	Zerstörer 1934	Type VII	Hilfskreuzer
Italy			Cannone da 75/32	Cannone da 90/53	SPA Dovunque 35	M15/42	C.202	SM.79	P.108	Littorio	Aquila	Zara	Soldati	Marconi	Iridio Mantovani
Japan			Type 92 Howitzer	Type 88 75mm	Type 1	Type 95	A6M2 Zero	D3A1 Val	G4M2E Betty	Yamato	Shinano	Takao	Fubuki	I-class	Hakusan-Maru

Common		
Industrial Complexes	Air Bases	Naval Bases

10.875" x 16.75" flat sheet folded to 10.875" x 8.375" 4C2S

F3153UU00_Axis_Allies_Europe_1940_I.indd 42-43

1/12/21 11:32 PM